



LIVING LIGHT

 elinchrom®

EN

Please read carefully the notes about this catalogue!
This catalogue may show images of products with accessories,
which are not part of Sets or single units.
Elinchrom Set and single unit configurations may change without
advise and they might be different in other countries.
Please find actual configurations at www.elinchrom.com

For further details, upgrades, news, the latest information
about the Elinchrom System, please visit frequently the Elinchrom website.
In the Support area, the latest user guides and technical specifications
can be downloaded. Technical data, features and functions of Elinchrom
flash units and the EL-Skyport system may change without advise.

Tolerances of specifications and components conform to IEC and CE standards.
The listed values can differ due to tolerances in components,
or measuring instruments. Technical data, subject to change.
No guarantee for misprints.

Follow us

Facebook / ElinchromLTD / www.facebook.com/ElinchromLTD
Twitter / @ElinchromLTD / www.twitter.com/ElinchromLTD
Instagram / elinchrom_ltd / www.instagram.com/elinchrom_ltd
Pinterest / elinchrom / www.pinterest.com/elinchrom

Copyright

Cover, p.2 © Diaz Wichmann	p.28-29 © Michael Clark
p.4-5 © François Marcley	p.36, p.38-39 © Anoush Abrar
p.14 © Pauline Aellen	p.54-55 © Victor Gonzales
p.18-19, p.27, p.71 © Tristan Shu	p.60-61 © Tom Bol

EDITORIAL

This catalogue contains the most up to date presentation of the Elinchrom product range. It demonstrates our shared Lighting expertise spanning more than 50 years. Within this you will find full details of our new products for this year, and with them an insight into our future direction.

ELB 400, the most portable and versatile flash solution, for outdoor and indoor photographers. Now with new sets, carrying bag and a Quadra HS head for Hi-Sync photography.

Litemotiv, the most powerful, large, deep professional softbox system.

FS30, our classic cinema light, refined for fashion and beauty photography.

Roller cases, designed to move with you as easily as your shadow and ensuring optimum contents protection.

EL-Skyport Transmitter Plus, Receiver Plus and Transmitter Plus HS are three new modules with brand new features offering exceptional performance. The Transmitter Plus HS can sync at up to 1/8000s and the distance range increases to 200 m.

Whilst innovation is essential, many of the original concepts have come from our customers and these products are each therefore dedicated to one objective. Empowering you.

Enabling you to capitalise on your expertise and imagination, whilst captivating your audience with your creative talent. Time after time.

Our materials and component selection assures class leading performance within every category, whilst delivering a consistently high level of product resilience for the most demanding applications.

We partner worldwide with the finest national distributors. Selected to share all our ambitions, they ensure that together we can support you locally with the technical and product expertise required, to simplify even the most complicated of jobs.

Elinchrom, living light.

Chris Whittle
President



CONTENTS

COMPACTS	Starters – D-Lite RX ONE	6
	Advanced – D-Lite RX 2 & 4	8
	Prosumer – BRX	10
	Professional – ELC Pro HD	12

POWER PACKS	Digital RX	15
	Digital RX – Accessories	16

BATTERY FLASH SYSTEM	ELB 400	20
	ELB – Accessories	21
	Ranger RX Speed AS	24
	Ranger RX – Accessories	25

RADIO REMOTE SYSTEM	EL – Skyport	28
----------------------------	--------------	----

CONTINUOUS LIGHT	Scanlite	37
-------------------------	----------	----

LIGHT SHAPERS	Litemotiv Softboxes	40
	Indirect Softboxes	42
	Rotalux Softboxes	44
	Special Effect Lights	47
	Reflectors & Grids	48
	Softlite Reflectors	50
	Deflectors & Filters	51
	Umbrellas	52

ACCESSORIES	Tripods	56
	Tripods & Bags	57
	Cases	58
	Sync Cords	59

POWER SPECIFICATIONS	Last but not least	62
-----------------------------	--------------------	----

EL-CHART		72
-----------------	--	----



MECHES

LAMES

MATE



COMPACTS

D-LITE RX ONE

Delivering approximately twice the power of speedlights, the D-Lite RX ONE is a small but robust compact flash from Elinchrom.

The versatility of the Elinchrom system remains in its accessory range: where it is difficult to change the hard nature that characterises speedlights, Elinchrom has some of the best accessories allowing photographers to change the nature of their light, to suit their style.

Used on location, the D-Lite RX ONE is the perfect creative companion to an existing Speedlight system, making use of the built-in intelligent slave cell to offer perfect flash synchronisation. This is the ONE, where it all begins ...



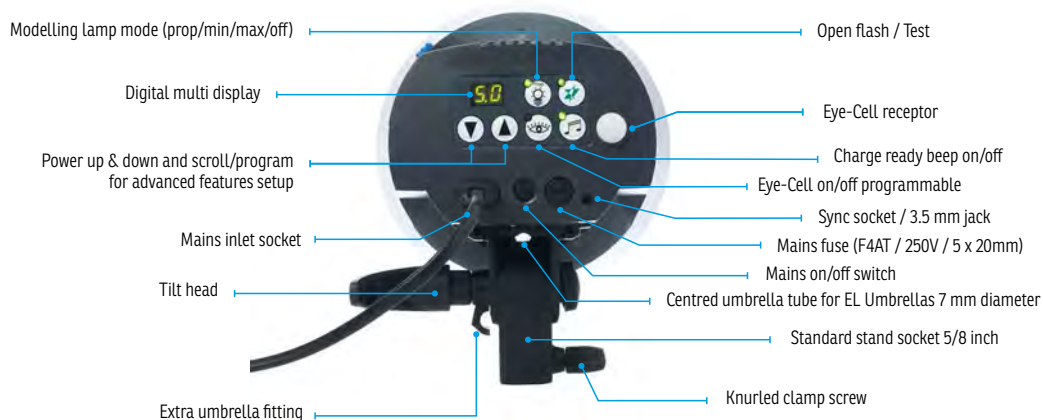
D-Lite RX ONE — 100 Ws N° 20485.1

FEATURES

- Skyport delivers the most comprehensive synchronisation and control, and it's unique to the whole Elinchrom system. Your creative edge in lighting.
- 5V sync socket for maximum protection of digital cameras.
- Multi-voltage auto-detection: 90-270 V (excluding modelling lamp).
- Visual Flash Confirmation option. The modelling lamp switches off/on to confirm the flash has been triggered.
- Adjustable proportionality of the modelling lamp range.
- Variable f-stop steps: 1/1, 1/2, 4/10, 1/3, 2/10 or 1/10
- User replaceable plug-in flash tube.
- Programmable ready beep tone.
- Power auto-dump.
- Temperature controlled cooling fan.
- Intelligent pre-flash detector system enables the use of speedlights.
- 100 Ws down to 6 Ws power range, perfect for small environments and shallow depth of focus.
- Very short flash durations offer sharper images.
- Exceptional colour balance across the power range.
- Integrates fully into the Elinchrom flash and accessory systems.

WHY D-LITE RX ONE?

CONTROL PANEL



D-LITE RX ONE — SETS

The D-Lite RX softbox set is ideal for use in small spaces where light control is essential to avoid unwanted reflections. The Portalite softbox square 66 x 66 cm and the octagonal 56 cm offer many lighting options for portraiture and still life photography.

This set includes the latest EL-Skyport transmitter Plus. A strong and robust design which enables photographers to simply trigger and adjust flash power at up to 200 m (656 feet) away, optimize reception with the swivel functionality, and it is powered by AA batteries.

D-LITE RX ONE/ONE SOFTBOX TO GO

N° 20847.2

Qty	Code n°	Article
2x	20485.1	D-Lite RX ONE
1x	19368	EL-Skyport Transmitter Plus
1x	26152	Portalite softbox Octa 56 cm
1x	26129	Portalite softbox Square 66 cm
1x	26305	Translucent deflector
1x	11088	Sync cable 5 m
1x	33194	Carrying bag for D-Lite RX ONE
1x	30162	Tripod set 2 (2x 88 – 235 cm with bag)



D-LITE RX

The D-Lite RX 2 and 4 are one step up in the Elinchrom studio flash family, offering a more robust case with ergonomic handle for harder working with larger accessories.

With 200Ws or 400Ws, these units are ideal for small business applications, portraiture and for everyone interested in the most creative lighting.

These Swiss designed and tested units will not only give many years of reliable service and pleasure, but also make it extremely easy to upgrade your lighting as your interest and need grows.

The Skyport remote control built into the Elinchrom units offers cordless triggering and control of power from the camera, and control of all functions from many other common devices.



D-Lite RX 2 — 200 Ws — N° 20486.1



D-Lite RX 4 — 400 Ws — N° 20487.1

FEATURES

- Skyport delivers the most comprehensive synchronisation and control, and it's unique to the whole Elinchrom system. Your creative edge in lighting.
- Intelligent pre-flash detector system enables the full use of D-Lite RX 2/4 with speedlights.
- 5V sync socket for maximum protection of digital cameras.
- Temperature controlled cooling fan.
- Visual Flash Confirmation option. The modelling lamp switches off/on to confirm the flash has been triggered.
- Adjustable proportionality of the modelling lamp range.
- Variable f-stop steps: 1/1, 1/2, 4/10, 1/3, 2/10 or 1/10
- Programmable ready beep tone.
- The accessory bayonet accepts all accessories and Rotalux softboxes up to 135 cm.
- Centred 7 mm umbrella shaft enables also use of the unique Elinchrom deflector set.
- Stand bracket with additional umbrella fitting for larger umbrella shafts.
- User replaceable plug-in flash tube.
- Power auto-dump.
- Multi-voltage auto-detection: 90-270 V (excluding modelling lamp).

WHY D-LITE RX 2/4?

- 200 and 400 Ws units offer greater versatility.
- Faster recycling for faster work.
- Large rubberised business-like handle for easy use of larger accessories.

CONTROL PANEL



D-LITE RX — SETS

D-Lite RX sets are very quick to assemble. With two bags, the complete studio is very portable and is easily stored until its next use.

The 2/2 set comes with one translucent and one silver umbrella, it's very easy to set-up and the 4/4 set comes with one 66 x 66 cm and one octagonal 56 cm softbox which when used with the optional deflector set, can also offer beauty dish type lighting effects.

This set includes the latest EL-Skyport transmitter Plus. A strong and robust design which enables photographers to simply trigger and adjust flash power at up to 200 m (656 feet) away, optimize reception with the its swivel functionality, and it is powered by AA batteries.



D-LITE RX 2/2 UMBRELLA TO GO

N° 20838.2

Qty	Code n°	Article
2x	20486.1	D-Lite RX 2
1x	19368	EL-Skyport Transmitter Plus
2x	26143	Reflector 16 cm / 90°
1x	26350	Eco umbrella black & silver 85 cm
1x	26351	Eco umbrella translucent 85 cm
1x	26305	Translucent deflector
1x	11088	Sync cable 5 m
1x	33198	Carrying bag for D-Lite RX
1x	30162	Tripod set 2 (2x 88 – 235 cm with bag)

D-LITE RX 4 SOFTBOX TO GO

N° 20839.2

Qty	Code n°	Article
2x	20487.1	D-Lite RX 4
1x	19368	EL-Skyport Transmitter Plus
1x	26152	Portalite softbox Octa 56 cm
1x	26129	Portalite softbox Square 66 x 66 cm
1x	11088	Sync cable 5 m
1x	26305	Translucent deflector
1x	33198	Carrying bag for two D-Lite RX
1x	30162	Tripod set 2 (2x 88 – 235 cm with bag)



BRX

The BRX compact flash units are a further evolution of the features and quality that are Elinchrom.

The concept is simple: control, power, speed and versatility. With many programmable features and the EL-Skyport remote system, the BRX enables photographers with the greatest freedom to express their individuality. The BRX series delivers the quality of performance needed for a modern workflow.

The flash duration and the fast recycling times they provide is great to have when shooting moving subjects. Available in either 250Ws or 500Ws, they are perfect for portraiture, product and architectural photography.



BRX 250 — 250Ws — N° 20440.1



BRX 500 — 500Ws — N° 20441.1

FEATURES

- Skyport delivers the most comprehensive synchronisation and control, and it's unique to the whole Elinchrom system. Your creative edge in lighting.
- Intelligent pre-flash detector system enables the full use of BRX 250 / 500 with speedlights.
- 5V sync socket for maximum protection of digital cameras.
- Temperature controlled cooling fan.
- Visual Flash Confirmation option. The modelling lamp switches off/on to confirm the flash has been triggered.
- Adjustable proportionality of the modelling lamp range.
- Variable f-stop steps: 1/1, 1/2, 4/10, 1/3, 2/10 or 1/10 steps are available.
- Programmable ready beep tone.
- The accessory bayonet accepts the complete range of light modifiers.
- Centred 7 mm umbrella shaft enables also use of the unique Elinchrom deflector set.
- Stand bracket with additional umbrella fitting for larger umbrella shafts.
- User replaceable plug-in flash tube.
- Power auto-dump.
- Multi-voltage auto-detection: 90-270 V (excluding modelling lamp).

WHY BRX 250/500?

- Super short flash durations with our A (Action) flashtube.
- Rigid chassis enables the largest accessories to be used.
- High capacity intelligent fan cooling offers higher work capacity.
- Independent modelling lamp control.

CONTROL PANEL



BRX — SETS

All BRX sets now include tripod stands and everything fits into two bags for easy transportation. The BRX 250/250 set includes one silver and one translucent umbrella and the BRX 500/500 set comes with two Portalites, a square 66 cm and an octagonal 56 cm.

Also included is the latest EL-Skyport Transmitter Plus. A strong and robust design which enables photographers to simply trigger and adjust flash power at up to 200 m (656 feet) away, reception and convenience are optimised with its swivel functionality and it is powered by AA batteries.



BRX 250/250 UMBRELLA TO GO

N° 20748.2

Qty	Code n°	Article
2x	20440	BRX 250 ; includes 100 W lamp, protective cap, sync cord and mains cable
2x	26143	Reflector 16 cm / 90°
1x	26350	Eco umbrella black & silver 85 cm
1x	26351	Eco umbrella translucent 85 cm
1x	19368	EL-Skyport Transmitter Plus
1x	26305	Translucent deflector
1x	30162	Tripod set 2 (2x 88 – 235 cm with bag)
1x	33199	Tube case for BRX 250/500

BRX 500/500 SOFTBOX TO GO

N° 20749.2

Qty	Code n°	Article
2x	20441	BRX 500; includes 100 W lamp, protective cap, sync cord and mains cable
1x	26129	Portalite Square 66 cm softbox
1x	26152	Portalite Octa 56 cm
1x	26305	Translucent deflector
1x	19368	EL-Skyport Transmitter Plus
1x	30162	Tripod set 2 (2x 88 – 235 cm with bag)
1x	33199	Tube case for BRX 250/500



SWISS STUDIO FLASH SYSTEM

The ELC Pro HD compact is Elinchrom's latest unit.

Available as either 500Ws or 1000Ws these units are the highest performing and most professional units on the market.

Equipped with an OLED display for an easy and precise user experience the ELC Pro HD benefits from cutting edge technology.

Recycling times are lightning fast while Swiss precision guarantees constant power and colour time after time, shot after shot.

But hardware isn't all. The software built into this unit gives you the freedom to configure the ELC to your individual style of shooting, for every application.



ELC Pro HD 500 — 500Ws — N° 20613.1

ELC Pro HD 1000 — 1000Ws — N° 20616.1

FEATURES

- Skyport delivers the most comprehensive synchronisation and control, and it's unique to the whole Elinchrom system. Your creative edge in lighting.
- Intelligent pre-flash detector system enables full use with speedlights.
- Power auto-dump.
- 5V sync socket for maximum protection of digital cameras.
- Intelligent thermally controlled, low noise cooling fan.
- Multi-voltage auto-detection: 90-270 V (excluding modelling lamp).
- Visual Flash Confirmation option. The modelling lamp switches off/on to confirm the flash has been triggered.
- Adjustable proportionality of the modelling lamp range.
- Programmable ready beep tone.
- The accessory bayonet accepts all accessories.
- Centred 7 mm umbrella shaft enables also the use of the unique Elinchrom deflector set.
- User replaceable plug-in high performance flash tube

WHY ELC PRO HD 500/1000?

- Superfast flash durations across the complete power range with visual confirmation on the OLED display.
- ELC Pro HD 500: up to 1/5000s
ELC Pro HD 1000: up to 1/5260s
- Huge power range;
ELC Pro HD 500 - 7 f-stops and
ELC Pro HD 1000 - 8 f-stops.
- User selectable and even shorter recycling times. Now you will never miss a shot!
- Even better colour and power stability.
- Unique OLED power display for information and clarity.
- Three unique creative modes; Strobe mode, up to 20 Hz
- Delayed mode, from 0.001 – 10s, for second curtain sync and other effects.
- Sequence mode, up to 20 units can be synchronised in sequence to keep up with the fastest motor-drive at up to the full power of the flash.
- All special features utilise the full flash curve with normal colour balance.

CONTROL PANEL



PROFESSIONAL - TO GO SETS

Compacts

Depending upon how much power you need there are various ELC Pro HD sets available, each of which fit into one elegant carrying bag. Optional stand sets are available according to your needs.

Also included is the latest EL-Skyport Transmitter Plus. A strong and robust design which enables photographers to simply trigger and adjust flash power at up to 200 m (656 feet) away, reception and convenience are optimised with its swivel functionality and it is powered by AA batteries.



ELC PRO HD 500 TO GO

N° 20677.2

Qty	Article
2x	ELC Pro HD 500; includes 300 W halogen lamp, protective cap, sync cord and mains cable
2x	Glass dome transparent
1x	EL-Skyport Transmitter Plus
2x	Reflector 16 cm / 90°
1x	ProTec bag Poly
TriPods are not included	

ELC PRO HD 1000 TO GO

N° 20679.2

Qty	Article
2x	ELC Pro HD 1000; includes 300 W halogen lamp, protective cap, sync cord and mains cable
2x	Glass dome transparent
1x	EL-Skyport Transmitter Plus
2x	Reflector 16 cm / 90°
1x	ProTec bag Poly
TriPods are not included	



POWER PACKS



DIGITAL RX

Elinchrom has a long tradition of excellent power packs designed for professional imaging.

The latest Digital RX series incorporates electronic know-how combined with high manufacturing quality at attractive prices. Highlights such as control via MAC® / WIN® computers, remote control with the EL-Skyport App for iPod Touch® / iPad® / iPhone®, ultra stable circuitry for consistent flash power, low sync voltage to protect digital cameras, these are just some of the many advantages of this series.

FEATURES

- EL-Skyport: radio remote control and triggering! Adjust the flash power from the camera.
- Unique control from an iPod Touch®/iPad®/iPhone® with the EL-Skyport App via the optional WiFi module.
- Link your complete RX studio with the EL-Skyport Software, control up to 4 studios of 16 units with EL-Skyport and access extra features like flash counter or flash delay for strobing effects.
- Ultra stable circuitry for absolutely consistent flash power.
- Unique dedicated Zoom Pro HD flash head for heavy-duty use.
- High speed Zoom Action and Zoom Pro heads for fashion and general purpose photography.
- Digital power display for precise and repeatable exposures.
- Digital power values compatible with the Elinchrom system.
- Modelling lamps proportional or independently controlled.
- Fast recycling consistent with precision and stability.
- Surge resistant circuits, Auto-dump, twin sync sockets, ready beep, sensitive photocell, anti shock edgings and fan cooled.



Digital 1200 RX | 1200 Ws

230 V — N° 10256.1s

110 V — N° 10255.1s

Digital 2400 RX | 2400 Ws

230 V — N° 10258.1s

110 V — N° 10257.1s

RX Hand Remote Control


N° 19342



ZOOM HEADS

These flash heads offer a new focusable flashtube and modelling lamp arrangement, to fine tune the lighting characteristic of every accessory fitted.

They also incorporate a microprocessor controlled low noise fan cooling system, a new transparent glass dome and a new user replaceable plug-in flashtube. The zoom function is accessible from both sides of the head housing. These heads are compatible with all power packs made by Elinchrom since 1979.



CARACTERISTICS & FEATURES

- Small UV coated flashtube diameters for short flash durations and better light control.
- User replaceable plug-in flashtube.
- Transparent security glass dome. An optional frosted glass dome is available.
- Zoom Heads can either be used with 110 V or 230 V Elinchrom power packs. The halogen modelling lamp and fuse must conform to the correct mains voltage and value.
- Efficient inner dish reflector, with a 90° light distribution to maximise light output.
- Zoom function for flashtube and modelling lamp for individual light control.
- Reflector-bayonet with breech locking ring, fits all Elinchrom accessories since 1974.
- Centered umbrella fitting with additional umbrella holder on the tilt head.
- Efficient low noise fan cooling. The fan spins slowly at low temperatures and fast when the head heats up.
- Illuminated on/off modelling lamp switch, with LED overheat indication. When the red warning LED lights up the halogen modelling lamp shuts off until the head cools down. The flash function is still active.
- Aluminium chassis with fire resistant housing.
- Extremely lightweight, only 2.3 kg, including the 5 m heavy-duty flash cable.



Zoom Pro HD

N° 20192

The ZOOM PRO HD is designed to withstand extreme use. The heavy-duty and high quality plug-in flashtube offers long and consistent performance. The ZOOM PRO HD is the best choice for intensive catalogue and 3D turntable imaging.



Zoom Action

N° 20193

The ZOOM ACTION offers a very short flash duration for action freezing photography. The new A (Action) tube delivers a 40-45% shorter flash duration compared to standard omega (horse-shoe type) flashtubes. Not recommended for Hi-Sync photography.



Zoom Pro

N° 20191

The ZOOM PRO is designed for general use and is equipped with a standard 3000 Ws omega plug-in flashtube offering a spectacular balance of performance and value.

Glass Dome Transparent

N° 24918

Standard glass dome for the ZOOM flash head and SCANLITE Halogen (included).



Glass Dome Frosted

N° 24919

This frosted glass dome will soften the edges of shadows and offer a wider more even light distribution while protecting the halogen lamp. Fits all Zoom heads and SCANLITE Halogen.



Ringflash Glass-Diffuser

N° 402.013

Diffuse the ringflash by replacing the protection glass filter with this matt glass diffuser.

Ringflash 3000

N° 20494

Dedicated to EL powerpacks, this fashionable light source allows most cameras to be fitted within the centre. The RF 3000 has a 4-pole flashtube which provides very short flash durations.



Plug-In flashtube for Zoom Pro HD — N° 24082



Plug-In flashtube for Zoom Pro — N° 24081

Plug-In flashtube for Zoom Action — N° 24083



ZOOM Head Extension Cable

5 m — N° 21040

10 m — N° 21041



HALOGEN LAMPS

MAX. 300 W / 230 V Halogen GX 6.35 — N° 23022

MAX. 300 W / 110 V Halogen GX 6.35 — N° 23030



ProTec Bag Poly

N° 33196

This high quality nylon shoulder bag enables photographers to safely carry and store up to 1 Digital RX pack and 1 Zoom head.

L x W x H: 39 x 28 x 37 cm





BATTERY
FLASH
SYSTEM

ELB 400

This is the most complete and portable off-camera flash system. Specifically designed for photographers who travel light whilst packing enough power to overpower the sun. The best flash duration is at full power, just where you need it when you are out on a sunny location. The built-in Skyport system provides seamless synchronisation and control between your camera and the ELB 400. The OLED display features are rich, with quick and easy access to all functions.


FEATURES

- 424Ws in the palm of your hand.
- 20% faster recycling time.
- 25% more from the same weight. 350 full power flashes.
- Lifetime battery performance optimised, even recovering deeply discharged cells.
- OLED display with intuitive control of existing functions, providing simple control of all the new functions; Strobo, Sequence and Delayed flash.
- Next generation Skyport to offer more of everything.
- Tiny flash heads with full sized performance.
- Compatible with the Elinchrom system past, present and future. Fully compatible with the creativity demanded by every photographer.



ELB 400 with battery — 424Ws — N° 10279.1
ELB 400 without battery — N° 10278.1

CONTROL PANEL



GENERAL ACCESSORIES



Quadra Action Head

N° 20151

Dedicated action flashtube for sharper images using standard flash synchronisation shutter speeds – reach an incredible 1/5700 s with an Action head! Includes 2.5m flash cable, Quadra 13.5 cm reflector and multi function cap (not recommended for Hi-Sync).



Quadra Pro Head

N° 20121

Dedicated Pro head for general use. Includes 2.5m flash cable, Quadra 13.5 cm reflector and multi function cap.



ELB 400 One HS Head

N° 20153

Can be used as a normal slow flash head, but when used with the Skyport HS Transmitter and Hi-Sync shutter speeds to reduce ambient light and control subject motion, truly spectacular images are achievable.



Quadra Ringflash ECO – N° 20492

This RQ Ringflash is as portable as a ringflash gets. Accepting up to 400Ws with a standard 2-pole flashtube, the RQ Ringflash ECO is an ideal fill light for fashion and beauty photography. A white diffuser cap and a 2 m detachable cable are included.

Quadra Action Plug-In Flashtube

N° 24086

High quality, long-life, A-Type (action) flashtube for Quadra Action heads and Hybrid A heads.



Quadra Ringflash PRO

N° 20495

The ultimate combination for in and outdoor photography! The RQ Ringflash PRO, with 4-pole flashtube, freezes movement with a 1/4500 s (t0.5) at full power. The 2 metre flash cable enables photographers to use it freehand.



Quadra Pro Plug-In Flashtube

N° 24087

High quality, long-life, S-Type (standard) flashtube for Quadra Pro heads and Hybrid S heads.



Protective Cap

N° 25101

This durable protective cap keeps the flashtube and the LED pilot light safe as well as making the Quadra head even more portable!



Quadra HS Plug-In Flashtube

N° 24088

High quality, long-life, HS-Type (Hi-Sync) flashtube for Quadra HS heads. Fits only to 20153.



Tripod Set 52-190cm

N° 31050

Super portable tripods ideal to use in conjunction with the ELB system.



Quadra Reflector Adapter MK-II

N° 26342

This new improved adapter enables photographers to use any accessory from the Elinchrom range such as large Rotalux softboxes, Indirect Litemotiv's and other Elinchrom accessories.

EL Boom Arm 63-156 cm

N° 31049

Allows the Quadra heads to go places other systems just cannot reach.



Quadra Reflector 56° 18 cm – N° 26056

This reflector combines a high output with a good spread of light while the internal recess accepts 18 cm grids and supports umbrellas.



Quadra Grid Reflector Set

N° 26133

Includes a Quadra reflector 18 cm with a 30° grid for precise lighting control.

Quadra Portalite 40 x 40 cm

N° 26151

The RQ portalite is easy to set up and ultra transportable. This small size softbox offers a nice soft light when used with the outer diffuser. Access to the umbrella holder is maintained to allow for the use of deflectors.



Quadra Reflector 70° 13.5 cm – N° 26145

This reflector offers a wide-angle light distribution as a stand alone or umbrella reflector.



Quadra multifunction cap

N° 25100

Three in one: Protection for the LED and flashtube, frosted diffuser of light and filter support, which accepts coloured gelatin filters. The cap fits the RQ 13.5 cm reflector.



LEAD BATTERY ACCESSORIES

Lead Battery 12 V 3.6 Ah

N° 19294

This spare Lead-Gel battery offers low temperature performance and delivers up to 140 flashes at full power.



Lead Car Charger 12 V

N° 11093

Charges the Lead-Gel battery 12 V 3.6 Ah from 12 V car outlets.

Lead Battery Set

N° 19298

Includes charger and battery. Compatible with ELB 400 and all Ranger Quadra's.



12 V Lead Charger

N° 19284

Dedicated to the Lead-Gel battery 12 V 3.6 Ah. Includes mains adapters for EURO, UK and USA.



LITHIUM BATTERY ACCESSORIES

Lithium Battery 14 V 4.1 Ah

N° 19295

This spare Lithium-Ion battery is very lightweight and offers up to 350 flashes at full power.



14 V Lithium Charger

N° 19279

Dedicated charger to the Lithium-Ion 14 V 4.1 Ah battery. Includes mains cable.



Lithium Car Charger

N° 11037

Charges the Lithium-Ion battery 14 V 4.1 Ah from 12 V car outlets.



Lithium Battery Set

N° 19299

Includes charger and battery. Compatible with ELB 400 and all Ranger Quadra's.



GENERAL ACCESSORIES

Quadra Flash Head Cable

1.5 m – N° 11000
2.5 m – N° 11001
(standard cable)
3.5 m – N° 11002



Quadra Adapter Cable for Ranger S/A Heads

N° 11036

Enables the use of flash heads of the Ranger RX system.



Quadra Adapter Cable for Power Pack Heads

N° 11097

Enables the use of EL Power Pack Flash heads with RQ packs.



Quadra Extension Cable & Ringflash ECO

1 m – N° 11005
2 m – N° 11006
5 m – N° 11003
10 m – N° 11004

NOTE: Extension cables reduce the power output and slow down the flash duration.



Shoulder Strap

N° 19287

Air cushioned shoulder strap, adjustable, made of non-slip fabric.



Snappy

N° 19286

Offers carry comfort and protection. The Snappy requires the shoulder strap.



Set Case

N° 33200

This carrying case for ELB 400 Sets has a new robust design, with pressure equalization valve, easy lock opener and a large rubberised handle. This case will keep out dust, humidity and is shock proof.

L x W x H: 55 x 18 x 48.5 cm



ProTec Location bag

N° 33195

Quality craftsmanship throughout, the ProTec Location bag can be customized and reconfigured to fit photographer's equipment needs, whilst enabling quick and secure transportation from location to location.

L x W x H: 60.5 x 21.7 x 31.4 cm



ProTec Bag Poly

N° 33196

This high quality nylon shoulder bag enables photographers to safely carry and store up to 2 ELB 400 packs with batteries and several Quadra heads and accessories.

L x W x H: 39 x 28 x 37 cm





Choose Quadra **Action** head sets when flash duration is crucial and you want to freeze your subject's motion, using the standard camera flash sync speed.

Choose Quadra **Pro** head sets when more power is needed on location. These heads are also for use in conjunction with Hi-Sync enabled triggers. (The Hi-Sync performance depends on the camera used).

Choose the Quadra **HS** head for slow flash duration general photography and specifically for Hi-Sync photography with the EL-Skyport Transmitter Plus HS. Hi-Sync allows you to use your DSLR camera at up to 1/8000s shutter speeds and still synchronise your flash. Ideal to freeze motion for many creative effects and also for controlling ambient light. (The Hi-Sync performance depends on the camera used).

ELB 400 PRO TO GO — N° 10419.1

ELB 400 DUAL PRO TO GO — N° 10420.1*

- 1x ELB 400 - Supplied with Li-Ion battery, charger, sync cord and shoulder strap
- 1x Quadra Pro Head - Supplied with 2.5 m flash cable, Quadra Grid reflector 18 cm and protective cap
- 1x EL-Skyport Transmitter Plus
- 1x Reflector 18 cm / 60°
- 1x EL-Carrying Case
- 1x ProTec Location bag

*The Dual Pro To Go 10420.1 includes a second Pro Head with Quadra Reflector 70° 13.5 cm



*Image shows 10420.1



ELB 400 HI-SYNC TO GO — N° 10418.1*

- 1x ELB 400 - Supplied with Li-Ion battery, charger, sync cord and shoulder strap
- 1x Quadra HS Head - Supplied with 2.5 m flash cable, Quadra Grid reflector 18 cm and protective cap
- 1x ProTec Location bag

*No transmitter included. The choice is yours, to match your camera.

ELB 400 ACTION TO GO — N° 10417.1*

- 1x ELB 400 - Supplied with Li-Ion battery, charger, sync cord and shoulder strap
- 1x Quadra Action Head - Supplied with 2.5 m flash cable, Quadra Grid reflector 18 cm and protective cap
- 1x EL-Skyport transmitter Plus
- 1x ProTec Location bag

*Not recommended for Hi-Sync



RANGER RX SPEED AS

The Ranger RX Speed AS is a 1100 Ws portable battery pack unit. Recycling to full power in 3 seconds and delivering up to 250 flashes at full power makes this battery unit very powerful. Its 2:1 asymmetrical output delivers fast flash durations while the 7 f-stops power range allows for precise control of light.

Incorporating the most advanced miniaturised components weighing in at 8 kg – and controllable by EL-Skyport remote control, by iDevices™, computer or by handset, the Ranger RX increases enormously the ease of use on location. It's weather resistant design is also extremely useful.




Ranger RX Speed AS
N° 10267.1S

FEATURES

- EL-Skyport: radio remote control and triggering! Set flash power with the ELS Transmitter Plus.
- Unique control from iPod Touch®/iPad®/iPhone® with the EL-Skyport App via the optional WiFi module.
- Remote Control your Ranger RX units with the EL-Skyport Software, Control up to 4 studios of 16 units and access extra features such as flash counter or flash delay for second curtain sync and other effects.
- Consistent flash power at all power levels.
- 7 f-stop range.
- Power saving, auto cut off to save energy.
- Modelling lamp modes: 15s, 30s & off.
- Photocell – adapted to work in bright ambient light.
- Auto dump.
- Battery box quick release, replace batteries in seconds.
- Fast battery recharging time: 3 hours to full power.
- No memory effect on the battery. The electronics protect the battery from over and complete discharging.
- Battery charger indicator, two green LED's show 100%, one green 50% and one red LED 10%.
- Multivoltage charger with European, USA and UK adapters.
- Moisture resistant rubber protectors.
- Raised sockets complete with cover: the electronics are only in the upper part of the unit.

CONTROL PANEL



ACCESSORIES FOR RANGER RX SPEED AS



Ranger RX S Standard Head

N° 20100

For universal and Hi-Sync use, head with a long-life flash tube.



Ranger RX A Action Head

N° 20101

Unique super short flash duration head. (Not recommended for Hi-Sync)



Ranger Ringflash 1500

N° 20493

The ultimate combination for in and outdoor photography! The Ringflash 1500, a 4-pole flashtube, freezes movement with a flash duration of 1/2600 s (t0.5) at full power. The 2 metre flash cable enables photographers to use it freehand. The 10 cm inner diameter will accept a wide range of cameras and lenses.



EL-Skyport Transceiver RX Adapter — N° 19374

The Adapter is required for the EL- Skyport Transceiver RX.



Ranger Adapter Cable — N° 11095

Adapts EL power pack flash heads to the Ranger RX battery packs. (Mains modelling lamp and fan are deactivated.)

Ranger A/S Extension Cable

N° 11096

4 m only for Ranger S and A flash heads.



Car Battery Charger 12V

N° 11093

This device charges the Ranger RX batteries from any 12 V car accessory plugs.



Multivoltage Quickcharger

N° 19283S

Only for Ranger RX Speed & Ranger RX Speed AS.



Battery Box

N° 19280

Includes the battery for approximately 250 flashes at full power.



Ranger Snappy

N° 19288

The Ranger Snappy is a lightweight and easy to fit carrying option with an ergonomically designed shoulder strap. Fits to all Ranger RX models.



ProTec Bag Poly

N° 33196

This high quality nylon shoulder bag enables photographers to safely carry and store up to 1 Ranger RX Speed AS battery pack and 1 Ranger head.

L x W x H: 39 x 28 x 37 cm

Shoulder Strap

N° 19289



Power Pack Case

N° 33215S

This case fits Ranger RX or Digital RX power packs and two of their flash heads.

TO GO SETS

RANGER RX BASIC SET

A – Ranger RX Speed AS / A Head — N° 10276.1

S – Ranger RX Speed AS / S Head — N° 10273.1

Qty	N°	Article
1x	10267.1S	Ranger RX Speed AS, incl. shoulder strap, battery, sync cord, multivoltage charger, EL-Skyport Remote Adapter. The EL-Skyport Transceiver RX is optional.
1x	20101 / 20100	Ranger A or S – Head, 50 W modelling lamp, 3 m flash head cable



RANGER RX PRO SET

A – Ranger RX Speed AS / A Head — N° 10287.1

S – Ranger RX Speed AS / S Head — N° 10282.1



Anz.	Art. Nr.	Article
1x	10267.1S	Ranger RX Speed AS, incl. shoulder strap, battery, sync cord, multivoltage charger, EL-Skyport Remote Adapter. The EL-Skyport Transceiver RX is optional.
1x	20101 / 20100	Ranger A or S – Head, 50 W modelling lamp, 3 m flash head cable
1x	26386	Varistar umbrella set 85 cm, includes Varistar reflector 24 cm
1x	26144	Reflector 18 cm / 60°
1x	33215	EL-Carrying Case
1x	19280	Spare Battery Box







RADIO
REMOTE
SYSTEM

EL-SKYPORT TRANSMITTER PLUS

The EL-Skyport Transmitter Plus offers simplicity, durability and reliability. The transmitter provides remote control for use with all RX, ELC and ELB units and triggering capabilities over 16 frequency channels with 4 groups per channel. The range extends up to 200 m (656').

EL-Skyport transmitter Plus
19368

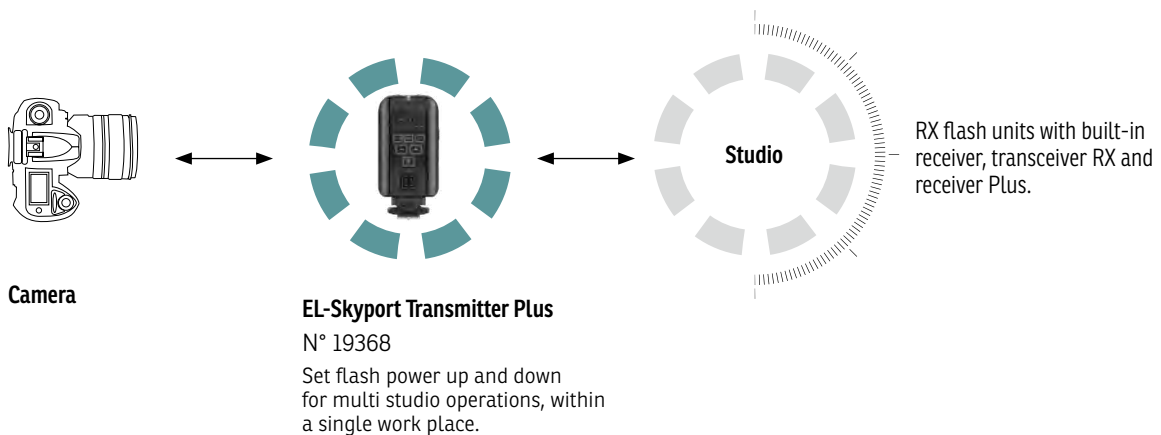


FEATURES

- Reliably trigger up to 200 m (656 feet) away.
- Optimize reception by rotating the transmitter.
- 16 different channels (8 in normal mode and 8 in speed mode) are available - 6 for legacy units and 10 for newer units such as ELC Pro HD and ELB 400.
- +/- buttons to change flash power settings on EL-Skyport enabled flash units
- The flash power per group can be quickly increased or decreased.
- Runs on AA batteries, available everywhere.
- Optimised metal hotshoe to fit most cameras in the market.
- Simple to use. All functions can be easily adjusted.
- Durable with robust mechanics, thanks to its Swiss design.

IN THE BOX

1x	EL-Skyport transmitter Plus
1x	2.5 mm sync cord to PC
1x	Wrist strap



EL-SKYPORT RECEIVER PLUS

The EL-Skyport Receiver Plus offers flash triggering for classic Elinchrom flash units and other flash brands. The receiver Plus can be connected to flash units which do not offer the built-in EL-Skyport receiver. The additional hotshoe can be used to connect and trigger speedlights.



EL-Skyport Receiver Plus
19369

FEATURES

- Reliably trigger up to 200 m (656 feet) away.
- Hotshoe to securely attach speedlights.
- 16 different channels (8 in normal mode and 8 in speed mode) are available.
- Runs on AA batteries, available everywhere.
- Simple to use. All functions can be easily adjusted.
- Durable with robust mechanics thanks to its Swiss design.
- Micro-USB socket for firmware updates.

IN THE BOX

1x	EL-Skyport receiver Plus
1x	3.5 mm to 3.5 mm sync cord
1x	3.5 mm to 6.35 mm adapter
1x	Wrist strap

EL-SKYPORT UNIVERSAL PLUS SET

This set includes the Transmitter Plus and the Receiver Plus, to enable EL-Skyport triggering for classic Elinchrom flash units and speedlights which can be connected to the additional hotshoe connection of the Receiver Plus.



EL-Skyport Universal Plus set
19370

FEATURES

- Reliably trigger up to 200 m (656 feet) away.
- Hotshoe to securely attach speedlights.
- 16 different channels (8 in normal mode and 8 in speed mode) are available.
- Runs on AA batteries, available everywhere.
- Simple to use. All functions can be easily adjusted.
- Durable with robust mechanics thanks to its Swiss design.
- Micro-USB socket for firmware updates.

IN THE BOX

1x	EL-Skyport Transmitter Plus
1x	2.5 mm sync cord to PC
1x	EL-Skyport Receiver Plus
1x	3.5 mm to 3.5 mm sync cord
1x	3.5 mm to 6.35 mm adapter
2x	Wrist strap

EL-SKYPORT TRANSMITTER PLUS HS

The EL- Skyport Transmitter Plus HS is more than just a trigger for flash units.

The new “Game Changer” controls and visualises power settings of your Elinchrom flash units and the Hi-Sync feature offers fast sync speeds up to 1/8000s, depending on the camera and the type of flash unit. This allows you to freeze motion, overpower the sun, darken backgrounds and use a wider aperture, when working outdoors with professional powerful EL-flash units. For more details about Hi-Sync and compatibility, please go to elinchrom.com.



EL-Skyport Transmitter Plus HS

for Canon® – N° 19366

for Nikon® – N° 19367

for Sony® – N° 19371

FEATURES

VISUAL FEEDBACK INTERFACE

The large LCD display features two-way control that lets you see the exact power of every light in your setup right on the transmitter. Users can control each light's power level and modelling lamp setting directly from the transmitter, which instantly shows the updated power settings.

HI-SYNC TECHNOLOGY

Once Hi-Sync is activated, you can go beyond the normal X-sync of your DSLR camera. A 1/8000s shutter speed is now accessible to all, depending on the digital camera and type of flash unit.

ODS (OVER DRIVE SYNC)

ODS enables users to fine tune the Skyport Plus HS transmitter's trigger signal to optimize synchronisation at high shutter speeds and gain more light.

REMOTE CONTROL

Not only a trigger device; it is also a remote control for up-to 10 Elinchrom flash units with built-in receivers. Control and set the flash power and the modelling lamp in 4 Groups or individually.

IMPROVED RELIABILITY

The EL-Skyport HS has a total of 20 frequency channels that can be used in either Normal or Speed mode. Users can instantly distinguish which sync mode they are in as the backlit display glows green for normal mode, and red for speed mode. They can also enjoy a range up to 200 m (656') outdoors and up to 60 m (196') indoors.

COMPATIBILITY

The EL-Skyport HS represents a seamless extension of the EL-Skyport family since it is also compatible with the three previous generations of flash units (including the EL-Skyport Transceiver RX module for Style RX, Digital RX, and Ranger RX systems, and the integrated EL-Skyport modules for D-Lite RX, BRX, ELC Pro HD and ELB series).

AF ASSIST

The Skyport Plus HS also includes an autofocus assist feature to help cameras focus in low light situations.

FUTURE-PROOF

The transmitter attaches easily and securely to the hotshoe with its bayonet locking system and is powered by 2x AA batteries. It also features an integrated AF illuminator for fast focusing and a mini-USB socket for firmware updates

RUNS ON 2 AA BATTERIES

The Skyport Plus HS runs on two AA batteries, which makes it easy to find new batteries and exchange them.

IN THE BOX

1x	EL-Skyport transmitter Plus HS
1x	USB cable for firmware updates

EL-SKYPORT TRANSCIEVER RX

This module fits only to Elinchrom units such as the Digital RX series, the Ranger RX series and the Style RX series. No extra battery is required for the transceiver to be ready to use. For the Ranger RX series, the ELS Transceiver RX Adapter is required.

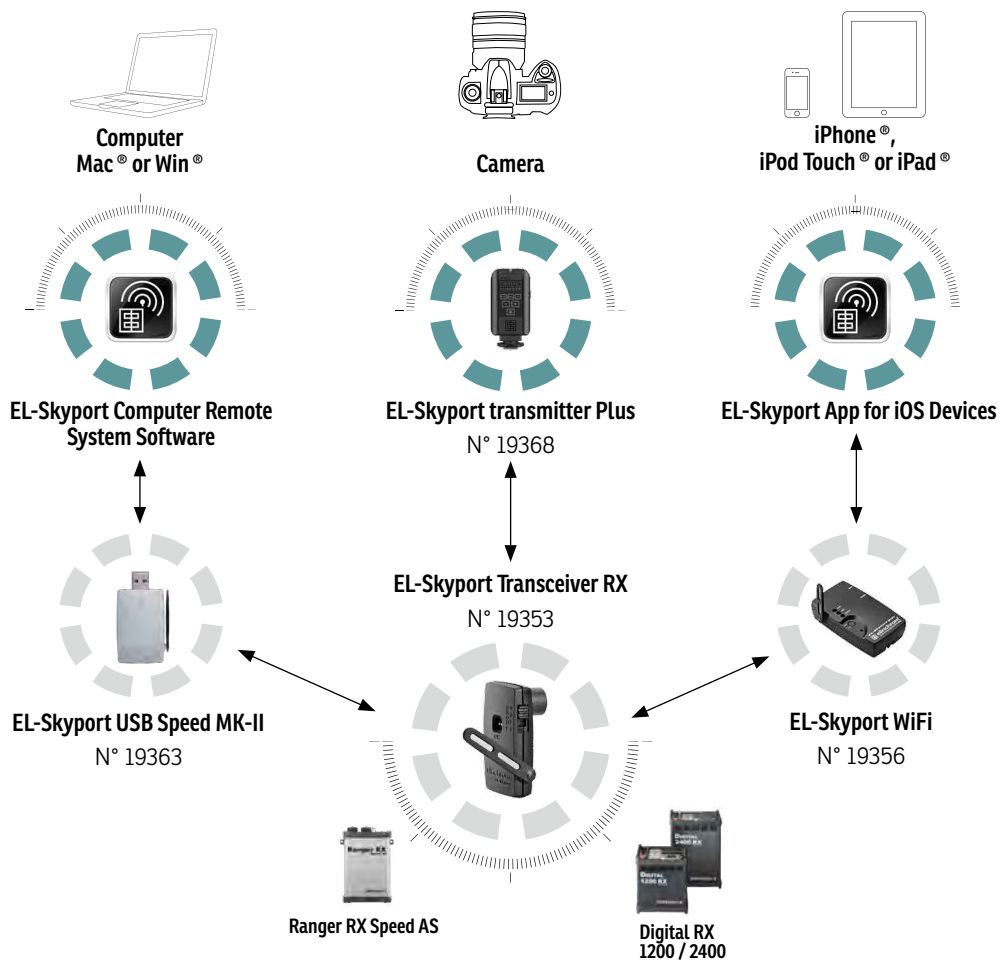
This module allows the control of power settings, and flash synchronisation via the ELS-Transmitter. Basic features can also be controlled via Apple® devices with the optional WiFi module. Additional features such as flash delay and flash counter can be accessed with the EL-Skyport software.



EL-Skyport Transceiver RX
N° 19353

FEATURES

- Switch selection for 8 different frequency channels.
- Switch selection for 4 different groups.
- Recognised by EL-Skyport software and the EL-Skyport Mobile App.



THE MOBILE APPLICATION FOR APPLE® DEVICES AND EL-SKYPORT WIFI

Uniquely Elinchrom Skyport. This is the first wireless system which enables the remote control and the remote triggering of Elinchrom RX flash units from Apple® mobile devices such as iPhone®, iPad® and iPod Touch®. The idea is to use devices for controlling flash units, which already exist in big volume in the market and which many owners consider to be the most practical and user friendly mobile devices ever. All Elinchrom RX units can be controlled but various features are accessible depending on the unit detected.

The Skyport WiFi module is the bridge between Apple® devices and Elinchrom flashes. This module can also act as a Universal Speed Receiver at the same time.



EL-Skyport WiFi
N° 19356



EL-Skyport App

Please download the iPhone® App from the App Store®
<http://bc.gs/12>

FEATURES

- Control features with an Apple® device.
- Frequency and group settings are adjustable on the application.
- Shares the same technical specification as the Universal module. See page 29.
- Up to 50 m outdoor in Wifi mode and up to a 100 m in Skyport mode.
- Up to 20 m indoor in Wifi mode and up to 40 m in Skyport mode.
- Wireless firmware update via the EL-Skyport software.



EL-Skyport WiFi for iOS Devices

Control and set Elinchrom RX flash units with Apple® devices such as iPhone®, iPad® or iPod Touch®. This requires the free EL-Skyport Application from the Apple® App Store and the optional EL-Skyport WiFi module.

EL-SKYPORT STUDIO MANAGEMENT SOFTWARE

Managing one's studio can get tricky when many lights are involved. The Elinchrom Skyport Software provides the perfect solution. The latest release of the EL-Skyport Software has been developed to help photographers with their workflow.

Available as a free download from our website, the EL-Skyport Software allows photographers the ability to control all of their Elinchrom RX lighting equipment directly from their MAC® or WIN® operating systems.



EL-Skyport Studio Management Software

Get the software <http://bc.gs/35>



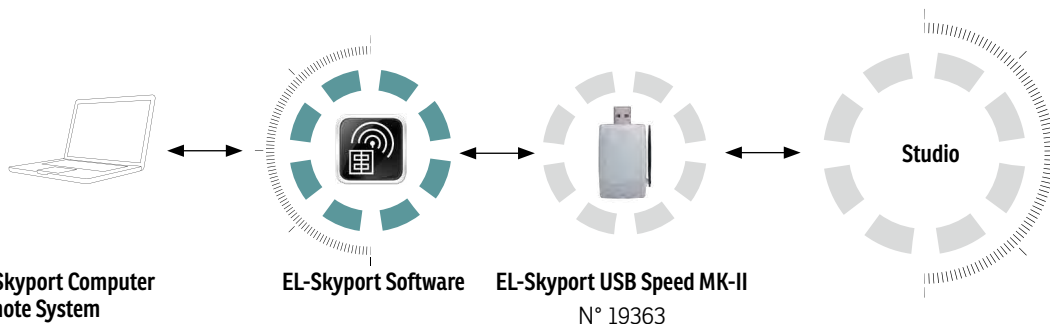
FEATURES

- Control the functions of all Elinchrom RX units.
- Firmware update.
- Programmable timer.
- ON/OFF flash counter.

EL Skyport USB Speed MK-II

N° 19363

By installing the EL-Skyport Software all Elinchrom RX units can be controlled. The program will automatically search for units with Transceiver RX modules or with built-in Skyport RX receivers. The latest EL-Skyport software can be downloaded free from our Support section at www.elinchrom.com



RX flash units with built-in Receiver, Transceiver RX and Universal Receiver.

EL-Skyport Computer Remote System

Control and program the RX features of Elinchrom RX flash units with built-in EL-Skyport Receivers or the plug in Skyport Transceiver RX module.

This requires the free EL-Skyport Software for Mac® or Win® computer, and the optional Skyport USB RX module. Visit www.elinchrom.com / SUPPORT and download your free EL-Skyport software and USB driver.



CONTINUOUS
LIGHT

SCANLITE HALOGEN 300 – 650 W

The Scanlite Halogen is an excellent choice for low cost digital photography, video and many other imaging requirements.

Often the choice of accessories to personalise the quality of continuous lighting is limited whereas with the Scanlite Halogen, most accessories are available and the Zoom function enables endless possibilities for your lighting! To cool down the whole system, the fan's speed is electronically temperature controlled and almost silent.

FEATURES

- Zoom function allowing more lighting options.
- Can be used either with a 300 W or a 650 W halogen lamp.
- Included transparent glass dome for protection.
- Intelligent low noise fan: The electronically controlled fan spins slower or faster depending on the internal temperature of the Scanlite.
- Multivoltage: The Scanlite can be used with 110 V or 230 V. The correct configuration of halogen lamps and fuse must be used.
- Small, robust and lightweight housing with large rubberised handle.
- Extra umbrella fitting for other umbrella shaft sizes.
- All Elinchrom reflectors, umbrellas and softboxes (except Portalite softboxes) can be used up to 300 W.
- All Elinchrom metal reflectors can be used up to 650 W (except Snoot reflector, reflectors with grids and fibre optic systems).



SCANLITE Halogen 300 / 650 W

N° 20998



SCANLITE HALOGEN SET

N° 20661

Qty	N°	Article
2x	20998	SCANLITE Halogen 300 / 650 W
2x	23022	Halogen lamp 300 W / 230 V
2x	23005	Halogen lamp 650 W / 230 V
2x	24918	Glass dome - transparent
2x	26143	Reflector 90° 16 cm
1x	33196	ProTec Bag Poly
2x	27124	Protective cap

Note: Fuses and halogen lamps must correspond to the correct voltages!

Optional tripod sets are available. See page 51.



Glass Dome Transparent
N° 24918

Included standard glass dome for the SCANLITE Halogen.

Glass Dome Frosted
N° 24919

The frosted glass dome will soften shadows, offer a wider light distribution and protect the halogen lamp.





LIGHT SHAPERS



LITEMOTIV

The parabolic extension to Elinchrom's softbox range are here. Except that with 16 sides these softboxes produce close to perfect circular catch-lights!

Together with the optional heavy duty bracket, available for different flash brands and offering precise and easy positioning, all Elinchrom heads can be fitted for optimum results using every combination of the unique Elinchrom Deflector system.

With diameter options of 120 cm and 190 cm, this is terrific!

FEATURES

- Exclusive fabric for exceptional light quality.
- Sixteen sided softboxes, creating close to perfect catchlights.
- Anodised rod colour coding for faster assembly.
- The strong and stable bracket supports all Elinchrom units.
- Additional brackets are available for Broncolor, Profoto and Bowens.
- Removable rear cover for easier setup and shoot through functionality.
- Two diffusers, inner and outer, for perfectly soft diffusion.
- Without these diffusers, this is a giant beauty dish.
- Unique to Elinchrom, deflectors fine tune the Litemotiv effect.
- Available in 120 and 190 cm.



16 Rods

The 16 anodised rods are heat-resistant, enabling work with high temperature light sources. They are made out of flexible aluminium so that they follow the parabolic shape of the Litemotiv. The colour coding of the bracket and rods enable trouble free assembly. These are studio softboxes but their construction makes them simple to setup and take down.

More light

The fabric of the Litemotiv softboxes is unique. It offers more light output than our standard Rotalux fabric, also used for Portalite, while being just as lightweight. It also offers the same distinctive Elinchrom look as our other softboxes but this fabric is heat-resistant, meaning that 650W hot lamps can be used with Litemotiv.

Strength

Designed to carry the Litemotiv 120 cm and the incredible 190 cm, this bracket takes off all stress from the unit while providing easy positioning of the light.

Double diffusion

The double diffusion panels have been specially designed to produce very soft light. The inner diffuser also incorporates a central circular panel to avoid any hotspot, thus offering the most homogenous light possible.

It is possible to remove both diffusers to obtain a very crispy and contrasty light, similar to a beauty dish... but much bigger!



Litemotiv Softbox Octa 120cm

N° 28004

This 120 cm is the big brother of the Rotalux Deep 100 cm. However, with 16 rods, a heavy-duty bracket and 30% more light output with this new fabric, the Litemotiv 120 cm is a very special light source.

(The Litemotiv bracket is not included and must be ordered separately!)



Litemotiv Softbox Octa 190cm

N° 28005

190 cm of pure deepness. This Litemotiv is the deepest softbox available in the Elinchrom range. (The Litemotiv bracket is not included and must be ordered separately!)



LITEMOTIV BRACKETS

The Litemotiv bracket is a super functional and robust solution which offers precise positioning. The colour coding enables seamless assembly.

Litemotiv bracket for Elinchrom — N° 26537

Litemotiv Bracket for Profoto — N° 26539

Litemotiv Bracket for Broncolor Pulso — N° 26540

Litemotiv Bracket for S-mount — N° 26538

INDIRECT LITEMOTIV

The Indirect Litemotiv is the industry standard for any location and studio photographer who wants portable and lightweight light shaping solutions with no compromises on quality. The flash unit is fitted indirectly to diffuse in a beautiful, rich and even way bringing life to your images.

The unique folding system allows a speedy setup of the Indirect Litemotiv in any location and with each softbox, there is a high quality carrying bag included to transport it safely wherever you go.

FEATURES

- Super fast to set up, with the unique EL folding construction.
- New high quality black/silver fabrics, more light, better light distribution and can be used with 650W Halogen modelling lamps.
- All Indirect Litemotiv's are supplied with external diffuser, internal diffuser and carrying bag.
- 360° rotating system.
- Accepts all Elinchrom flash heads including Quadra heads, with Quadra Reflector Adapter 26342.
- Accepts all Profoto™ flash heads via the EL to Profoto™ Adapter 26333.



**Indirect Litemotiv
Octa 190cm**
N° 28000

The octa is ideal when using the reflection method of light distribution and as a result the Octa does give remarkably even illumination over the front cloth. Consequently, it can be used very close to the subject giving particularly soft results. For crispy beauty shots with higher contrast, the external diffuser can be removed.

Includes diffuser and carrying bag. Does not include flash head and tripod.



Indirect Litemotiv Square
145 x 145 cm

N° 28001

The Indirect Litemotiv includes the tilthead, 360° rotating system, internal & external diffusers and carrying bag, already pre-mounted.



Indirect Litemotiv Recta
72x175cm

N° 28002

The Indirect Litemotiv includes the tilthead, 360° rotating system, internal & external diffusers and carrying bag, already pre-mounted.



Indirect Litemotiv Strip
33 x 175 cm

N° 28003

The Indirect Litemotiv includes the tilthead, 360° rotating system, internal & external diffusers and carrying bag, already pre-mounted.

ROTALUX DEEP INDIRECT

Based on the Rotalux softbox design, the Rotalux Deep Indirect softbox offers a superb crispy light and can be modified to a softer light by using the included diffusers. Just like other Rotalux softboxes, the unit folds down like an umbrella, is easily transportable and can be mounted as a direct softbox with the Rotalux ring which is also included.

FEATURES

- Diameter 150 cm / 73 cm depth (96 cm with tilt head and handle).
- 360° revolving system with lock.
- Delivered set up as an indirect.
- Includes additional EL adapter ring for conversion to direct lighting.
- Includes carrying bag for easy transportation and storage.
- Requires the EL-Tripod 31040 or heavier.
- Optional Hooded Diffuser is available.

Rotalux Deep Indirect 150 cm

N° 26188

Includes internal and external diffuser, Elinchrom Rotalux speedring, translucent deflector and carrying bag.

Hooded Diffuser (optional)

N° 26771

Limits the spread of light for more directional control.



ROTALUX

The rapid assembly Rotalux system is probably the most widely copied of all softbox systems. However, it is easier to copy a design than a quality and the Rotalux softboxes remain the best in their class. They are lightweight and unlike many other softboxes, fold down just like an umbrella and can be easily stored in the carrying bag, which is included.

The quality of light is outstanding because of their construction and the internal diffuser provides the softest and most even light possible. The optional deflector set takes advantage of the unique Elinchrom central shaft to modify the softness / hardness and colour like no other softbox system. Rotalux adapter rings are now also available for other brands of flash.




ROTALUX SOFTBOX



EVERY SOFBXES COMES WITH :

- Reflective Fabric
- External Diffuser
- Internal Diffuser
- Elinchrom Speed Ring
- Rods
- Carrying Bag
- Translucent deflector



Rotalux Adapter Rings

Elinchrom users aren't the only ones who can take advantage of the best softbox system. There are now optional adapter speedrings for other brands of studio flash. Only one adapter ring is required for any shape and size of Rotalux.



360° rotating system for all Rotalux softboxes



Deflector Set (gold, translucent, silver, frost) — N° 26310

Elinchrom is the only flash system with the central umbrella fitting, which is essential when Reflectors or Rotalux softboxes are used with Deflector Sets. These accessories can eliminate, soften or tone sharp shadow edges. The set contains four different deflectors; gold, silver, frost and translucent, each of 14 cm diameter.

N°	Brand
26530	Bowens
26531	Profoto
26532	Broncolor / Pulso
26533	Hensel / Expert EH
26534	Alien Bee / Balcar
26535	Comet
26536	Photona

SQUARE


Rotalux square softboxes are good for head and shoulder portraits, products or for use in smaller spaces. The catchlight can be similar to windows.



1. **Rotalux 70 x 70 cm** — N° 26178
Depth: 32 cm — Weight: 1.07 kg
2. **Hooded Diffuser 70 x 70 cm** — N° 26322
3. **RotaGrid 70 x 70 cm** — N° 26117
4. **Rotalux 100 x 100 cm** — N° 26179
Depth: 42 cm — Weight: 1.42 kg
5. **Hooded Diffuser 100 x 100 cm** — N° 26323

STRIP

Rotalux strip softboxes are great for product photography, especially bottles and other curved reflectives items. They can also be used for $\frac{3}{4}$ length portraits and are also widely used to light backgrounds where the length helps avoid fall-off from top to bottom.



1. **Rotalux 35 x 90 cm** — N° 26180
Depth: 25 cm — Weight: 0.97 kg
2. **Hooded Diffuser 35 x 90 cm** — N° 26324
3. **Strip Diffuser 15 x 90 cm** — N° 26268
4. **Rotalux 50 x 130 cm** — N° 26181
Depth: 42 cm — Weight: 1.45 kg
5. **Hooded Diffuser 50 x 130 cm** — N° 26325
6. **Strip Diffuser 25 x 130 cm** — N° 26270
7. **Strip Diffuser 15 x 130 cm** — N° 26269

RECTANGULAR


Rotalux recta softboxes are useful for general purpose photography such as portraits and product photography. Because of their shape and size, they provide flexibility and of course, a rectangular catch-light.



1. **Rotalux 60 x 80 cm** — N° 26175
Depth: 30 cm — Weight: 1.30 kg
2. **Hooded Diffuser 60 x 80 cm** — N° 26318
3. **RotaGrid 60 x 80 cm** — N° 26110
4. **Rotalux 90 x 110 cm** — N° 26176
Depth: 42 cm — Weight: 1.55 kg
5. **Hooded Diffuser 90 x 110 cm** — N° 26319
6. **RotaGrid 90 x 110 cm** — N° 26111

OCTAGONAL

Rotalux octa softboxes are very popular amongst beauty and fashion photographers, as they prefer the catchlight given. You can also create a great folding beauty dish just by removing the front and inner diffusers and adding one of the optional deflectors.



1. **Rotalux ø 100 cm** — N° 26183
Depth: 32 cm — Weight: 1.22 kg
2. **Hooded Diffuser ø 100 cm** — N° 26326
3. **Rotalux ø 135 cm** — N° 26184
Depth: 42 cm — Weight: 1.55 kg
4. **Hooded Diffuser ø 135 cm** — N° 26327
5. **Rotalux ø 175 cm** — N° 26186
Depth: 50 cm — Weight: 2.45 kg
6. **Hooded Diffuser ø 175 cm** — N° 26320

DEEP OCTAGONAL

Rotalux deep octa softboxes have become the most popular shape among Rotalux users. The narrow shaped Deep Octa reduces the spread of light and offers sharper shadows compared to standard sized octagonal softboxes. They provide a very even diffuse light over the front diffuser and are an excellent crispy and direct light when used without diffusers to give a beauty dish look.



1. **Rotalux ø 70 cm** — N° 26187
Depth: 40 cm — Weight: 0.80 kg
2. **Hooded Diffuser ø 70 cm** — N° 26770
3. **Rotalux ø 100 cm** — N° 26185
Depth: 65 cm — Weight: 1.50 kg
4. **Hooded Diffuser ø 100 cm** — N° 26328

PORTALITE

The Portalite softbox is an ultra compact softbox with great performance. Portalites are made out of the same quality material as Elinchrom uses for the Rotalux range.

The EL speed ring and rods are designed to give good stability and quick assembly. Portalite is a professional and competitively priced system.

The Portalite series is available in square sizes 40 x 40 cm and 66 x 66 cm. There is also a new 56 cm Octa design that works as a small beauty dish when used with the optional deflector set.

- Portalite 66 x 66 cm** — N° 26129
- Portalite 40 x 40 cm** — N° 26123
- Portalite Octa 56 cm** — N° 26152



SPOT ON AT ELINCHROM

Elinchrom Fresnel and Projection spots satisfy many professional needs for sophisticated directional lighting in portrait and commercial photography. High quality projection lenses allow precise and crisp illumination. Usable with any fan cooled Elinchrom head.



FS30

N° 26451

Offering very directional deep shadows with intense colour saturation, three dimensionality is guaranteed. Efficient optics and high Swiss precision mechanical engineering ensures the highest quality of light. With a lens diameter of 30 cm and a variable angle of 20° to 60°, the Fresnel Spot 30 offers a classical cinema light, ideal for fashion and beauty photography. ProTec FS 30 Case N° 33216 included. (Details p.58)



Minispot

N° 262420S

A hard-edged spot, supplied complete with gobo/filter holder and set of gobos, various shapes.

Included accessories:

Set of 5 gobos \varnothing 52.5mm — N° 26418

Filter holder — N° 26422

Lens — N° 26423



FS30 Accessory Set

N° 26452

The FS30 Accessory Set includes a magnetic filter holder which fits on the front of the FS30 and a choice of ten assorted heat resistant gels in basic colours. The filters can be easily attached with the eight included magnets.



Zoom Spot 18° – 36°

N° 26481

The Zoom Spot has high quality lenses for control of image size and sharpness, complete with four integral masking blades. Various accessories can be fitted and to simplify maintenance, the lenses are easily accessible for cleaning.

Zoom Spot Accessory Set

N° 26484

Gobo holder, 10 gobos, 2 front masks, filter holder, set of 10 assorted filters.

The ultimate Zoom accessory Set.



Elinchrom offer a wide range of superbly designed reflectors, compatible with the entire Elinchrom studio flash system. Each reflector is specially designed to do a different job. Decide what you want your lighting to look like and there will be a reflector with precisely the right profile. Elinchrom reflectors are manufactured to the highest specification possible to ensure a long life with endless lightning possibilities!



Standard Reflector 21 cm 50°

N° 26141

The Standard Reflector combines high output with a good spread of light. The internal recess allows the fitment of high efficiency 21 cm grids.



Basic Grid Set 21

N° 26049

Reflector 21 cm 50° — N° 26141
20° Grid — N° 26053
30° Grid — N° 26052



Reflector Grid Set 21 Complete

N° 26051

Reflector 21 cm 50° — N° 26141
8° Grid — N° 26055
12° Grid — N° 26054
20° Grid — N° 26053
30° Grid — N° 26052

Barndoor Set 21

N° 26037


Light shaper carrier — N° 26034
2x Barndoors
21 x 15 cm — N° 26009
2x Barndoors
26 x 16 cm — N° 26006



Barndoor Set Pro 21

N° 26039

Light shaper carrier — N° 26034
2x Recta Barndoors
21 x 15 cm — N° 26009
4x Trapezium Barndoors
21 x 15 cm — N° 26005
2x Recta Barndoors
26 x 16 cm — N° 26006



Grid Reflector 18 cm 70°

N° 26080

A general purpose reflector for travelling. The internal recess allows the fitment of high efficiency 18 cm grids.

Grid Reflector Set 18 Basic

N° 26060

Reflector 18cm 70° — N° 26080
30° Grid — N° 26100



Snoot

N° 26061

A traditional accessory, designed to give an approx. 15° controlled spot of light, with a hard shadow effect. Includes one Snoot Grid.



Snoot Grid Set 3

N° 26427

Grids of various honeycomb sizes deliver a sharply defined concentrated light source of exceptional quality. The grid is an easy retro fit, with clips to grip the interior of the snoot.

The Grid necessarily restricts ventilation of the Snoot. Please monitor the heat level at all times. High wattage tungsten lamps or high power multi-flashing are liable to cause overheating.

Grid Reflector Set 18 Complete

N° 26135

Reflector 18 cm 70° — N° 26080
30° Grid — N° 26100
20° Grid — N° 26101
12° Grid — N° 26102
Gel holder — N° 26132





High Performance Reflector
26 cm 48°

N° 26137

A bright, high performance reflector, ideal for general sports applications.



Wide Reflector
16 cm 90°

N° 26143

Gives a wide even coverage, excellent for copy work, single light source or large groups photography.

Varistar Reflector
24 cm 90°

N° 26164


Wide coverage with central hotspot. Best use with Varistar umbrella.



Background Reflector

N° 26165

Delivers an oval pool of evenly distributed light for background and still life. 360° rotation and filter grip 32 x 21 cm.



Square Reflector Set 44

N° 26048

This is a multifunctional reflector. Without Grid, it is a soft wide angle reflector. Put the Honeycomb Grid in place and you have a soft pool of light ideal for all types of portraiture and small still life subjects. Includes the Grid.

Square Reflector 44 cm

N° 26163

Square Reflector Grid 44 cm

N° 26057



Protective Cap

N° 27124

To protect modelling lamps and flashtubes for all heads and compacts.

Bayonet Reflector Support Set

N° 22061

This useful set of four bayonet adapter rings accepts all Elinchrom accessories. These can be safely stored mounted on a free studio wall.



SOFTLITE REFLECTORS

Beauty dishes, slightly harder lighting than a softbox and giving better definition of facial features, are perfect for close in beauty and portrait work. The included Deflector Set modifies the tone and softness. The light can be further softened with the optional showercap diffuser.



Softlite White Reflector
70 cm 82° — N° 26169
Incl. Deflector Set 26310.



Softlite Silver Reflector
70 cm 64° — N° 26167
Incl. Deflector Set 26310.



Diffuser Tissue 70 cm
N° 26235

Softlite Grid 70 cm
N° 26023

Grids give the possibility to control precisely the direction and spread of light while offering sharper shadows.



Softlite White Reflector
44 cm 80° — N° 26168
Incl. Deflector Set 26310.



Diffuser Tissue 44 cm
N° 26232



Softlite Silver Reflector
44 cm 55° — N° 26166
Incl. Deflector Set 26310.

Softlite Grid 44 cm
N° 26021

Grids give the possibility to control precisely the direction and spread of light while offering sharper shadows.



Softlite White & Grid Set
44cm — N° 26900

Softlite Silver & Grid Set
44cm — N° 26901

This high quality nylon bag allows safe storage, shipping and transportation for the Softlite 44 cm reflectors with an extra compartment for the Softlite Grid 44 cm. Built square to provide all the protection needed so that this reflector remains unscratched and undented while in transport. The all-in-one solution for beauty shots.



Barndoor 44x35cm
N° 26010

Further controls unwanted light spill. Works perfectly with the Softlite Grids 44 cm, 70 cm, Square Reflector 44 cm and FS30.

DEFLECTORS

Elinchrom is the only system with the central umbrella fitting which gives photographers the freedom to easily modify the hardness / softness of their lights. These deflectors can eliminate, soften or tone sharp shadow edges. Very efficient with Rotalux softboxes.



Translucent Deflector 14 cm

N° 26305

This deflector helps to smooth any hotspot.

Deflector Set

N° 26310

The Deflector Set includes one deflector of each: Silver, gold, translucent, frost and 2x Deflector Rods.



FILTERS

DIFFUSING FILTERS

Add extra softness. Diffusers are available in three sizes. Manufactured from spun glass material to provide resistance to heat.

Diffusing Filters 21 cm

N° 26249

Set of ten filters, to fit the 21 cm Accessory Holder 26034.

Set of filters for FS30

N° 26453

Set of 10 assorted gels in basic colours. They can be fitted on the front of the FS30 with the optional filter holder to bring vivid colour to any photography.



POLARIZING FILTERS

The rotating facility of the Accessory Holder means that Elinchrom flash can successfully be polarized to help control reflections and unwanted highlights. Polarizing filters absorb heat so modelling lamp power must be closely monitored.

Polarizing Filter 21cm — N° 26244

One filter to fit the 21 Accessory Holder 26034.

Colour Gels 21 cm — N° 26243

Colour Gels 21 cm: Set of 10 assorted gels in basic colours. They can be fitted in the 21 cm 26034 to bring vivid colour to any photography.

Colour Gels 21 cm — N° 26255

Set of 10 colour correction gels and diffusion filters.

Colour Gels 21 cm — N° 26256

Set of 20 assorted gels in a large panel of colours.

Set of 10 Colour Filters for FS 30 — N° 26453


Set of ten assorted heat resistant gels in basic colours for the FS 30 Accessory holder.

Note: green, blue and purple all absorb heat rapidly and may melt.

UMBRELLAS

With Elinchrom's unique central shaft, Elinchrom umbrellas offer the most symmetrical light distribution. All EL-umbrellas are made with non-fluorescent material.

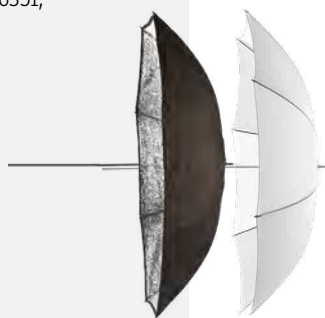
**ECO Umbrella
Silver 85 cm**
N°26350



**ECO Umbrella
Translucent 85 cm**
N°26351



ECO Umbrella Set
N°26062
Includes 1x 26351,
1x 26350




**Umbrella
Translucent 105 cm**
N°26374



**Pro Umbrella
White 85 cm**
N°26372



**Pro Umbrella
White 105 cm**
N°26375



**Pro Umbrella
Silver 105 cm**
N°26361







STUDIO ACCESSORIES



EL-Boom Arm 63 – 156 cm

N° 31049

The EL Boom Arm with double hand grips, extends up to 156 cm. This is a comfortable way to hold lighting gear over the subject to provide an overhead light. The profiled extension tube avoids heads rotating around even when used with a softbox. The two sections of the EL-Boom Arm can be quickly adjusted with the clip-locks.

- Min. size: two sections, 63 cm
- Max. extension 156 cm
- Weight: 0.44 kg
- Rubberised handgrip
- Profiled aluminium tubes
- Standard spigot for EL-Flash heads and the Ranger Quadra heads.



Polystand

N° 31045

With the Polystand's unique sliding column and adjustable boom, a head or accessory can be placed up to 335 cm high or as low as 5 cm from floor level. Folds flat for travelling.

- Folded min. size: two sections, 150 cm
- Max. height: 335 cm
- Weight: 5.5 kg
- Max load: 8 kg/Boom 3kg
- Dimensions: 150 x 33 x 21 cm
- Boom: 154 cm

EL-TRIPOD SPECIFICATIONS

	Polystand	EL Tripod Air 105 - 264 cm	EL Tripod 88-235cm	EL Tripod 52-190cm	EL-Boom Arm 63-156cm
Code	31045	31041	30101	31048	31049
Folded size min.	150 cm	105 cm	88 cm	52 cm	63 cm
Extention max.	335 cm	265 cm	235 cm	190 cm	156 cm
Extras	-	Air Cushioned	-	-	-
Boom	154 cm	-	-	-	156 cm
Load max.	8 kg/Boom 3kg	6.5 kg	4.5 kg	1.8 kg	2 kg
Diameter	33 x 21 cm	9.5 cm	8 cm	7.5 cm	3 cm
Weight	5.5 kg	2.09 kg	1.72 kg	1.19 kg	0.44 kg

Tripod 88 – 235 cm

N° 30101

The EL stand sets are dedicated to Elinchrom flash sets and can be ordered separately. Two or three head sets are available.



Tripod Set 2

N° 30162

2x Tripod 88–235 cm

N° 30101

1x EL-Carrying bag

N° 33230



Tripod Air Set 105-264 cm

N° 31052

2x Tripod 105-264 cm

N° 31041

1x EL-Carrying bag

N° 33222

Tripod Set 3

N° 30161

3x Tripod 88–235 cm

N° 30101

1x EL-Carrying bag

N° 33220



Tripod 52–190 cm

N° 31048

The new compact, aluminium lightweight stand is designed for small heads, e.g. the Quadra heads. Weighing only 1.19 kg and 52 cm folded size, this stand is ultra transportable. The EL-Stand Set includes one carrying bag with shoulder strap and two stands. The perfect add-on for our Quadra Sets.

Tripod Set 52-190 cm

N° 31050

2x Tripods 52 - 190 cm

N° 31048

1x EL-Carrying bag

N° 33223



Tripod Air 105-264 cm

N° 31041

Air cushioned tripods prevent sudden collapse.

Tripod - Umbrella Set To Go

N° 20564

2x Tripod 88–235 cm

N° 30101

1x Umbrella translucent 85 cm

N° 26351

1x Umbrella silver 85 cm

N° 26350

1x EL-Carrying bag

N° 33220



EL-CARRYING BAGS

For tripods & umbrellas up to 68 cm — N° 33218

For tripods up to 52 cm — N° 33223

For 3x tripods & umbrellas up to 87 cm — N° 33220

For 2x tripods up to 87 cm — N° 33230

For 3x tripods & umbrellas up to 110 cm — N° 33222

For Indirect Lights ; Octa, Square, Recta & Strip — N° 33221

For Rotalux 26178, 26180, 26183, 26175 — N° 33226

For Rotalux 26179, 26181, 26184, 26176 — N° 33227

For Rotalux 26186 — N° 33228

For Rotalux 26188 — N° 33229





ProTec Bag Poly
N° 33196

The smart new ProTec Bag is designed to safely transport or store up to two Elinchrom compact flash units, up to two complete Quadra systems, or a combination of heads and accessories.

L x W x H: 39 x 28 x 37 cm



Power Pack Case
N° 33215S

For all Digital RX packs, all Ranger RX models and 1-2 flash heads.



EL-Skyport Hard Shell Case
N° 33000

Elegant hard shell case to protect and carry EL-Skyport Speed modules.
L x W x H: 16 x 11.5 x 3 cm

EL-Tube Bag D-Lite RX One
N° 33194

Carries and protects up to three D-Lite RX One

EL-Tube Bag D-Lite RX
N° 33198

Carries and protects two D-Lite RX 2 / 4

EL-Tube Bag BRX
N° 33199

Carries and protects two BRX 250 / 500



ProTec FS 30 Case
N° 33216

Designed to protect and transport the FS 30 Spot. Made out of durable nylon with strong chassis, YKK zippers and user replaceable wheels for your convenience.

L x W x H: 45 x 42 x 54 cm

ProTec Bag Softlite 44
N° 33231

This bag allows safe storage, shipping and transportation of Softlite 44cm reflectors or the Square reflector 44cm with an extra compartment for the Softlite Grid 44 cm.

L x W x H: 90 x 12 x 100 cm



ProTec Rolling Case
N° 33188

The modular compartments of variable sizes make this case a polyvalent solution for any type of equipment.

It has been designed to carry safely three compact flash units or even power packs and battery packs with accessories such as tripods and umbrellas that can be attached on the sides. Made out of durable nylon with strong chassis, YKK zippers and user replaceable wheels for your convenience.

Dimensions: 44.5 x 68.5 x 27 cm (17.5 x 27 x 10.6 inches)

Weight: 7.6 kg (16.8 lbs.)



ProTec Location bag
N° 33195

Quality and craftsmanship throughout, the ProTec

Location bag can be customized and reconfigured to fit photographer's equipment needs, while enabling quick and secure transportation from location to location.

L x W x H: 60.5 x 21.7 x 31.4 cm




EL-Sync Cord 5m — N° 11088

Camera pc > 3.5 mm jack
EL units with 3.5 mm sync
plug: Style, Style S, Style RX,
FX, BX, Chic 1/2, Digital 1/2,
Digital RX 1200/2400, D-Lite,
BXRI and BRX.



Sync Cord Transmitter 20 cm N° 11120

Camera pc > 2.5 jack
This cable connects the
EL-Skyport Transmitter or
the Prolinca IR-Transmitter
with the camera PC socket.



EL-Sync Cord 5m — N° 11075

Camera pc > EL-Amphenol
Elinchrom standard sync
cord for all self-contained
(compact) flash units and
power packs. Except Style FX,
BX, D-Lite, BXRI, BRX and ELC
Pro HD.



Sync Adapter 6.35 - 3.5 J N° 11125

Sync Adapter 6.35 - 3.5 j.
This device converts 6.35 sync
plugs to 3.5 mm standard
sync sockets. The Sync Adapt-
er is part of the EL-Skyport
Plus 19370 and EL-Skyport
Receiver 19369.

Sync Adapter 3.5-PC N° 11126

The Sync Adapter 3.5 mm
- PC (female) connects the
EL-Skyport Universal Speed
Receiver with any other PC
(male) sync plug.



EL-Spiral Sync Cord 5m


N° 11074

Camera pc > EL-Amphenol
Gold plated contacts to
increase the connectivity, with
a flexible spiral section, for all
EL compacts and power packs.
Except Style FX, BX, D-Lite,
BXRI, BRX and ELC Pro HD.

EL-Sync Adapter 6.35 phone jack 10 cm

N° 11083

EL Amphenol > 6.35 phone
jack female. To connect sync
cords with 6.35 phone jack.
Except Style FX, BX, D-Lite,
BXRI, BRX and ELC Pro HD.



EL-FRC Sync Cable-Receiver 50 cm

N° 11072

EL-Amphenol male > 2.5
jack. This cable connects
the FRC Receiver 19316 with
the EL flash unit. Except
Style FX, BX, D-Lite, BXRI,
BRX and ELC Pro HD.



EL-Sync Hardwire Cord 5 m N° 11089

3.5 mm jack > EL-Amphenol
To hardwire units in case the
photocell has a bad recep-
tion due to long distance
between flash units. For all
self-contained (compact)
flash units and power packs.
Except Style FX, BX, D-Lite,
BXRI, BRX and ELC Pro HD.





POWER SPECIFICATIONS



STARTERS

ADVANCED

	D-LITE RX ONE	D-LITE RX 2	D-LITE RX 4
Energy (Ws/J)	100	200	400
F-Stop (1m, 100 ISO, reflector 48°)	32.4	45.3	64.3
Power range f-stop	5		
Power range Ws	6 - 100	12 - 200	25 - 400
Power range display	1/1 – 1/16		
Power range	0.1 - 4	1 - 5	2 - 6
Power increments in f-stop	1/10 to programmable 5/10 - 1/1		
Flash duration t0.5 at max. power in s.	1/2200	1/1200	1/800
Shortest flash duration at power	100 Ws	200 Ws	400 Ws
Recycling 230 V in s.	0.44 – 1.5	0.2 - 0.6	0.35 - 1.2
Recycling 115 V in s.	0.45 – 2.1	0.2 - 0.8	0.35 - 1.6
Max. flash per sec. at min. power	-	-	-
Colour temperature in °K at max. power	5500		
Auto Power Dumping	Adjusts power settings automatically		
Power stability	± 0.5%		
Voltage	Multivoltage 90 - 260 V		
Modelling lamp mode	Proportional, min, max, off		
Modelling lamp 230 V	E27 100 W / 196 V (effective 150 W) - 23002		
Modelling lamp 115 V	E27 100 W / 90 V (effective 150 W) - 23006		
Flashtube	n° 24009: Plug-in, user replaceable		
EL-Skyport (Built-in)	Integrated transceiver, 8 Frequency Channels and 4 Groups with full RX features		
Sync voltage	5 V (compatible with all cameras)		
Sync socket	3.5 mm Jack		
Fan Cooled	Microprocessor controlled fan with thermal cut-out		
Umbrella fitting	Centred tube for EL-umbrellas ø 7 mm Stand bracket with extra umbrella fitting for larger umbrella shafts		
Glass dome frosted, optional	-		
Max. power consumption (230 V / 50 Hz)	140 W	150 W (+ during charge: 370 W)	
Max. power consumption (115 V / 60 Hz)	170 W	180 W (+ during charge: 280 W)	
Pure sine battery converter DC/AC : slow charge (W)	-		
Dimensions (with protective cap)	19 x 14 x 19 cm	26 x 14 x 19 cm	
Weight	0.9 kg	1.3 kg (2.8 lb.)	1.5 kg (3.3 lb.)
Supplied with	Mains cable, sync cable, flashtube, modelling lamp and protective cap		
N°	20485.1	20486.1	20487.1

ENTRY PROFESSIONAL

PROFESSIONAL

BRX 250	BRX 500	ELC PRO HD 500	ELC PRO HD 1000
250	500	500	1000
45.8	64.8	64.8	90.8
5		7	8
16 - 250	31 - 500	8 - 500	8 - 1000
1/1 - 1/16		1/1 - 1/64	1/1 - 1/128
1.3 - 5.3	2.3 - 6.3	0.3 - 6.3	0.3 - 7.3
1/10 to programmable 5/10 - 1/1		Adjusted by precise multifunctional power knob in 1/10 steps	
1/2762	1/1558	Min. power: 1/2940 Max. power: 1/2330	Min. power: 1/2780 Max. power: 1/1430
250 Ws	500 Ws	3.1 (1/5000)	3.6 (1/5260)
0.29 - 0.73	0.36 - 1.13	Slow: 2.0 Default: 0.75 Fast: 0.6	Slow: 4.0 Default: 1.5 Fast: 1.2
0.27 - 1.02	0.34 - 1.45	Slow: 2.5 Default: 0.9 Fast: 0.7	Slow: 5.0 Default: 1.8 Fast: 1.4
-	-	20	
5500			
Adjusts power settings automatically			
± 0.5%		± 0.1%	
Multivoltage 90 - 260 V			
off, free, proportional			
E27 100 W / 196 V (effective 150 W) - 23002		300 W / GX 6.35 - 23022	
E27 100 W / 90 V (effective 150 W) - 23006		300 W / GX 6.35 - 23030	
n° 24000: Plug-in, user replaceable		S-Type, Omega Plug-in, user replaceable - 24084	
Integrated transceiver, 8 Frequency Channels and 4 Groups with full RX features		Integrated transceiver, 20 Frequency Channels and 4 Groups with full RX features	
5 V (compatible with all cameras)			
3.5 mm Jack			
Microprocessor controlled fan with thermal cut-out		Electronically intelligent temperature controlled fan	
Centred tube for EL-umbrellas ø 7 mm			
Stand bracket with extra umbrella fitting for larger umbrella shafts.			
-		Art. Nr. 24917 / optional	
150 W (+ during charge: 380 W)	150 W (+ during charge: 490 W)	Slow: 350 W // Default: 700 W // Fast: 875 W	
180 W (+ during charge: 270 W)	180 W (+ during charge: 380 W)	Slow: 250 W // Default: 500 W // Fast: 625 W	
-		600 with Halogen	600 with Halogen
28 x 14 x 23 cm		31.5 x 14 x 21 cm	
1.85 kg (4.0 lb.)	2.05 kg (4.5 lb.)	2.35 kg (5.2 lb.)	2.9 kg (6.4 lb.)
Mains cable, sync cable, flashtube, modelling lamp and protective cap		Mains cable, sync cable, flashtube, modelling lamp, glass dome, protective cap and reflector 16 cm 90°	
20440.1	20441.1	20613.1	20616.1

DIGITAL RX

	DIGITAL RX 1200	DIGITAL RX 2400
Energy (Ws/J)	1200	2400
Power distribution	Symmetrical	
F-Stop (1m, 100 ISO, reflector 48°)	128	180
Power range f-stop	6	
Power range Ws	37 – 1200	75 – 2400
Power range	1/1 - 1/32	
Power increments in f-stop	1/10	
Flash duration t0.5 with Zoom Pro / Pro HD at max. power in s.	1/1500	1/830
Flash duration t0.5 with Zoom Action at max. power in s.	1/2800	1/1410
Recycling 230 V FAST / SLOW in s.	0.24 – 1.0 / 0.35 – 1.9	0.4 – 1.9 / 0.55 – 3.6
Recycling 115 V FAST / SLOW in s.	0.6 – 1.7 / 0.6 – 2.2	0.6 – 3.8 / 0.8 – 5
Colour temperature in °K at max. power	5500	
Auto Power Dumping	Adjusts power settings automatically	
Power stability	± 0.5%	
Modelling lamp mode	On, proportional, off, free	
EL-Skyport	External Transceiver RX required for full RX features	
Sync voltage	5 V (compatible with all cameras)	
Sync socket	3.5 mm Jack and EL-Amphenol	
Fan Cooled	All models	
Max. power consumption (230 V / 50 Hz)	30 W (+ during charge: 1100 W)	30 W (+ during charge: 1320 W)
Max. power consumption (115 V / 60 Hz)	30 W (+ during charge: 780 W)	30 W (+ during charge: 940 W)
Dimensions	22 x 13 x 23 cm	22 x 13 x 32 cm
Weight	4.6 kg (10.1 lb.)	6.6 kg (14.5 lb.)
Supplied with	Mains cable and Sync Cord	
230 V 50 – 60 Hz N°	10256.1s	10258.1s
115 V 50 – 60 Hz N°	10255.1s	10257.1s

DIGITAL RX – ZOOM HEADS

	ZOOM PRO HD	ZOOM ACTION	ZOOM PRO
Flash capacity (Ws/J)	Up to 4000	Up to 3000	
Compatible power packs	All Elinchrom power packs since 1981		
Flash duration t0.5 on Digital RX 1200	1/1500	1/2800	1/1500
Flash duration t0.5 on Digital RX 2400	1/830	1/1410	1/830
Colour temperature in °K at max. power	5500		
Multivoltage	All Zoom Heads can be used with either 115 V or 230 V EL power packs. Only the Halogen modelling lamp and the fuse must apply to the correct voltages and values!		
Modelling Lamp on/off	All models		
Modelling Lamp 230 V	Standard configuration: 300 W / 230 V Halogen GX 6.35 // 23022		
Modelling Lamp 115 V	Standard configuration: 300 W / 115 V Halogen GX 6.35 // 23030		
Flashtube	n° 24082: Plug-in, user replaceable Quartz – Heavy Duty	n° 24083: Plug-in, user replaceable Super short flash duration	n° 24081: Plug-in, user replaceable Quartz - Standard
Fan cooled	Electronically intelligent temperature controlled fan. At high internal temperature the modelling switches off. After cooling down the modelling lamp switches back on automatically		
Umbrella fitting	Centred tube for EL-umbrellas ø 7 mm. Stand bracket with extra umbrella fitting for larger umbrella shafts		
Tripod adapter	Standard 5/8"		
Glass Dome Frosted, optional	24919		
Dimensions (with protective cap)	24.5 x 15.5 x 20.5 cm		
Weight	2.3 kg (5.0 lb.)	2.33 kg (5.1 lb.)	2.3 kg (5.0 lb.)
Supplied with	5 m Flash Cable, Glass Dome transparent, Halogen Lamp and Plug-in Flashtube		
N°	20192	20193	20191

DIGITAL RX – RINGFLASH

	RINGFLASH 3000
Flash capacity (J/J)	Up to 3000
F-Stop (2m, 100 ISO)	22.5 (Digital RX 1200)
Compatible power packs	All Elinchrom power packs since 1981
Flash duration at max. power t0.5	1/2600 (Digital RX 1200)
Flash duration at min. power t0.5	1/1920 (Digital RX 1200)
Colour temperature in °K at max. power	5500
Flashtube	4 pole - Action
Inner diameter	10 cm
Outer diameter	20 cm
Cable length	5 m
Camera / Tripod adapter	1/4" // 1/4" and 3/8"
Matt glass diffuser, optional	402.013
UV coated protection glass filter, spare part	402.012
Dimensions	23 x 20 x 32 cm
Weight, including cable	1.9 kg (4.1 lb.)
Supplied with	UV coated protection glass filter and flash cable
N°	20494

RANGER RX SPEED AS

Flash capacity (Ws/J)	1100
Power distribution	Asymmetrical, 2:1 ratio
F-Stop (2m, 100 ISO, reflector 48°)	At 100%: 64 At 66%: 45 At 33%: 32
Power range f-stop	8.5
Power range Ws	100%: 17 – 1100 66%: Output A: 11.5 – 733 33%: Output B: 5.7 – 366
Power range	1/1 - 1/64
Power increments in f-stop	1/10
Flash duration t0.5 max. power: 1 / 2 A heads	Output A: 1/2300 / 1/4310 Output B: 1/5120
Flash duration t0.5 max. power: 1 / 2 S heads	Output A: 1/1250 / 1/2250 Output B: 1/2310
Recycling, FAST, in s.	Output A: 0.3 – 3.0 Output B: 0.19 – 1.2
Recycling, SLOW, in s.	Output A: 0.45 – 5.5 Output B: 0.22 – 1.9
Colour temperature in °K at max. power	5500
Auto Power Dumping	Adjusts power settings automatically
Power stability	± 0.5%
Modelling Lamp mode	On, 15 s., 30 s., off
Flashes out of one charged battery at min. power, SLOW / FAST recycle	5100 / 3700
Flashes out of one charged battery at max. power, SLOW / FAST recycle	250 / 195
Battery (Lead-Gel)	12 V / 12 Ah
Quick charger: approx. recharge time	3 h
EL-Skyport	External Transceiver RX and 19374 adapter required for full RX features
Sync voltage	5 V (compatible with all cameras)
Sync socket	EL-Amphenol
Dimensions	19 x 14 x 28 cm
Weight	8 kg (17.6 lb.)
Supplied with	19280 + 11075 + 19289 + 19283 + 19374
N° Ranger pack with included parts	10267.1s

ELB 400

Energy (Ws/l)	424
Power distribution	Asymmetrical 2:1
F-stop (1m, 100 ISO, reflector 48°) Pro Head	At 100% : 64.5 At 66% : 45.8 At 33% : 32.8
Power range f-stop	6.9
Power range Ws	100% : 21 - 424 66% : Output A : 14 - 280 33% : Output B : 7 - 140
Power range	1/1 – 1/32
Power increments in f-stop	1/10 to 5/10 - 1/1
Flash duration t0.5 at max. power in s. : Pro/Action head	Output A (100%) : 1/1200 / 1/2800 Output B (33%) : 1/3000 / 1/5700 Output A+B (100%) : 1/1500 / 1/4000
Recycling, FAST in s.	Output A : 0.3 - 1.6 Output B : 0.17 - 0.7
Recycling, ECO in s.	Output A : 0.5 - 3.5 Output B : 0.3 - 1.2
Colour temperature in °K at max. power	5500
Auto Power Dumping	Adjusts power settings automatically
Power stability	± 0.5%
Modelling lamp mode	On, off, programmable timer and continuous
Flashes out of one charged battery at min. power, ECO / FAST recycle	6000 / 5500
Flashes out of one charged battery at max. power, ECO and FAST recycle	350
Battery	Lithium-Ion 14.4 V / 4.1 Ah
Quick charger : approx. recharge time	1h30m
EL-Skyport (Built-in)	Integrated transceiver, 20 Frequency Channels and 4 Groups
Sync voltage	5 V (compatible with all cameras)
Sync socket	3.5 mm Jack
Weight : ELB 400 unit including battery // Battery alone	2 kg // 0.73
Supplied with	Battery, charger, sync cord and shoulder strap
Code number	10279.1

RANGER RX – FLASH HEADS

	RANGER S	RANGER A
Flash capacity (Ws/J)	Up to 1100	
Compatible power packs	Ranger RX series and Ranger Quadra series with Adapter cable 11036	
Flash duration t0.5 1 head at max. power	1/1160 1/2310 on output B of Ranger RX Speed AS	1/2300 1/5120 on output B of Ranger RX Speed AS
Flash duration t0.5 2 heads at max. power	1/2250	
Colour temperature in °K at max. power	5500	
Modelling light on / off	All models	
Modelling lamp	50 W 12 V	
Flashtube N°	24034: Standard	24053: Action
Umbrella fitting	Centred tube for EL-umbrellas ø 7 mm. Stand bracket with extra umbrella fitting for larger umbrella shafts	
Tripod adapter	Standard 5/8"	
Dimensions (with protective cap)	24 x 14 x 21 cm	
Weight, including cable	2.4 kg (5.2 lb.)	
Supplied with	Flash cable, flashtube, modelling lamp and protective cap	
N°	20100	20101

RANGER RX – RINGFLASH

	RANGER RINGFLASH 1500
Flash capacity (Ws/J)	Up to 1100
F-Stop (2m, 100 ISO)	22.5 (Ranger RX series)
Compatible power packs	Ranger RX series and Ranger Quadra series with Adapter cable 11036
Flash duration at max. power t0.5	1/2600 (Ranger RX series)
Flash duration at min. power t0.5	1/1920 (Ranger RX series)
Colour temperature in °K at max. power	5500
Flashtube	4 pole - Action
Inner diameter	10 cm
Outer diameter	20 cm
Cable length	2 m
Camera / Tripod adapter	1/4" // 1/4" and 3/8"
Matt glass diffuser, optional	402.013
UV coated protection glass filter, spare part	402.012
Dimensions	23 x 20 x 32 cm
Weight, including cable	1.8 kg (3.9 lb.)
Supplied with	UV coated protection glass filter and flash cable
N°	20493

QUADRA – FLASH HEADS

	QUADRA PRO	QUADRA ACTION	QUADRA HS
Flash capacity (Ws/J)	424		
Compatible battery packs	Ranger Quadra, ELB 400 series only		
Flash duration t0.5 1 head at max. power	Output A (100%): 1/1200 Output B (33%): 1/3000 Output A+B (100%): 1/1500	Output A (100%): 1/2800 Output B (33%): 1/5700 Output A+B (100%): 1/4000	Port A 100%: 1/550 Port B 33%: 1/1100
Colour temperature in °K at max. power	5500		
Modelling lamp	DayLight LED: 50 W tungsten equivalent		
Flashtube N°	24087: Standard	24086: Action	24088: HS
Umbrella fitting	Centred tube for EL-umbrellas ø 7 mm.		
Tripod adapter	Standard 5/8"		
Dimensions	8.0 x 7.5 cm (3.1 x 2.9") without folding stand mount or reflector		
Weight (Head + 2.5 m cable)	0.28 kg (0.62 lbs) + 0,4 kg (0.88 lbs)		
Supplied with	2.5 m flash cable, flashtube Reflector 13.5 cm, Multifunction Cap, and Protective Cap		
N°	20121	20151	20153

QUADRA – RINGFLASH

	RINGFLASH PRO	RINGFLASH ECO
Flash capacity (Ws/J)	400	
F-Stop (2m, 100 ISO)	16.0	11.8 (-0.5 with white diffuser)
Compatible power packs	Ranger Quadra series only	
Flash duration at max. power t0.5	Output A: 1/1950 Output B: 1/4500	Output A: 1/1000 Output B: 1/2500
Flash duration at min. power t0.5	Output A: 1/1400 Output B: 1/2700	Output A: 1/600 Output B: 1/1400
Colour temperature in °K at max. power	5500	
Flashtube	4 pole - Action	2 pole - Standard
Inner diameter	10 cm	9.5 cm
Outer diameter	20 cm	
Cable length	2 m	
Camera / Tripod adapter	1/4" // 1/4" and 3/8"	
Matt glass diffuser, optional	Optional, 402.013	Included white Plexiglas diffuser
UV coated protection glass filter, spare part	402.012	–
Dimensions	23 x 20 x 32 cm	21 x 20 x 21 cm
Weight, including cable	1.5 kg (3.3 lb.)	1 kg (2.2 lb.)
Supplied with	UV coated protection glass filter and 2m flash cable	UV coated plastic protection filter, white Plexiglas diffuser and detachable 2 m flash cable
N°	20495	20492

SCANLITE

	650 W		300 W	
Voltage	230 V	120 V	230 V	120 V
Aperture 2m / 100 ISO / 1/30 s 48° Zoom Pos. 0	11	8.0 $\frac{7}{10}$	8.0	5.6 $\frac{7}{10}$
Lux	12500	9500	8500	5500
Lumen	20000	20000	9600	8100
Colour temperature in °K	3200			
Multivoltage	ScanLite Heads can be used with either 110 V or 230 V. Only the Halogen and the fuse must apply to the correct voltages and values!			
Controls	Modelling lamp on/off and Zoom function			
Modelling lamp 230 V	Standard configuration : 300 W / 230 V Halogen GX 6.35 // 23022			
Modelling lamp 115 V	Standard configuration : 300 W / 110 V Halogen GX 6.35 // 23030			
Fan cooled	Electronically intelligent temperature controlled fan. At high internal temperature the modelling switches off. After cooling down the modelling lamp switches back on automatically			
Umbrella fitting	Centered tube for EL-umbrellas ø 7 mm. Stand bracket with extra umbrella fitting for larger umbrella shafts			
Tripod adapter	Standard 5/8"			
Glass Dome Frosted, optional	24919			
Dimensions (with protective cap)	24.5 x 15.5 x 20.5 cm			
Weight	1.2 kg (2.6 lb.)			
Supplied with	Mains cable, Glass Dome transparent and Halogen Lamp 300 W / 650 W			
N°	20998			

MODELLING LAMPS 230 V

Code	Power	Lumen	Av. Life	Type	Socket	To use with
23002	100 W	1580	1000	Krypton	E27	D-Lite One RX, D-Lite 2 RX, D-Lite 4 RX, BRX 250, BRX 500, Style 100 FX, Style 400 FX
23005	650 W	20000	15	Halogen	GX 6.35	SCANLITE HALOGEN, X6000, Spot Lite 3000
23018	205 W	4200	2000	Halogen	E27	Style 300 RX, Style 600 RX, Mini S
23022	300 W	7900	75	Halogen	GX 6.35	Style 1200 RX, ELC Pro HD, ZOOM PRO, ZOOM PRO HD, ZOOM ACTION, TWIN X4, SCANLITE HALOGEN
23029	625 W	16900	300	Halogen	R7S	Digital RE
23034	200 W	5100	-	Halogen	GX 6.35	Style 600 RX
23035	150 W	2870	2000	Halogen	E27	Style 100/400 BX

MODELLING LAMPS 120 V

Code	Power	Lumen	Av. Life	Type	Socket	To use with
23006	100 W	1400	1000	Krypton	E27	D-Lite RX, BRX
23019	150 W	2500	2000	Halogen	E27	Style 300 RX, Style 600 RX, Style 1200 RX
23027	650 W	20000	15	Halogen	GX 6.35	X6000
23030	300 W	8100	75	Halogen	GX 6.35	ELC Pro HD, ZOOM PRO, ZOOM PRO HD, ZOOM ACTION, TWIN X4, SCANLITE HALOGEN
23037	150 W	2400	-	Halogen	BA15D	Style 300 RX, Style 600 RX
23038	250 W	5000	-	Halogen	BA15D	Style 1200 RX
23035	150 W	2870	2000	Halogen	E27	Style 100/400 BX



PRODUCTS
CHARTS

PRODUCT CHART

COMPACTS



D-Lite RX ONE – 20485.1
D-Lite RX 2 – 20486.1
D-Lite RX 4 – 20487.1
Multivoltage - Skyport integrated

Entry Pro

Professional



BRX 250 – 20440.1
BRX 500 – 20441.1
Multivoltage - Skyport integrated

ELC 500 PRO HD – 20613.1
ELC 1000 PRO HD – 20616.1
Multivoltage - Skyport integrated

BATTERY FLASH SYSTEM



ELB 400
102791
Skyport integrated

Ranger RX Speed AS
10267.1S

POWER PACK SYSTEM



Digital RX 1200
230V – 10256.1S
110V – 10255.1S


Digital RX 2400
230V – 10258.1S
110V – 10257.1S

CONTINUOUS LIGHT



SCANLITE Halogen
20998

GLASS DOMES



Glass Domes MK-II
Transparent – 24916
Frosted – 24917

Glass Domes
Transparent – 24918
Frosted – 24919

POWER PACK HEADS



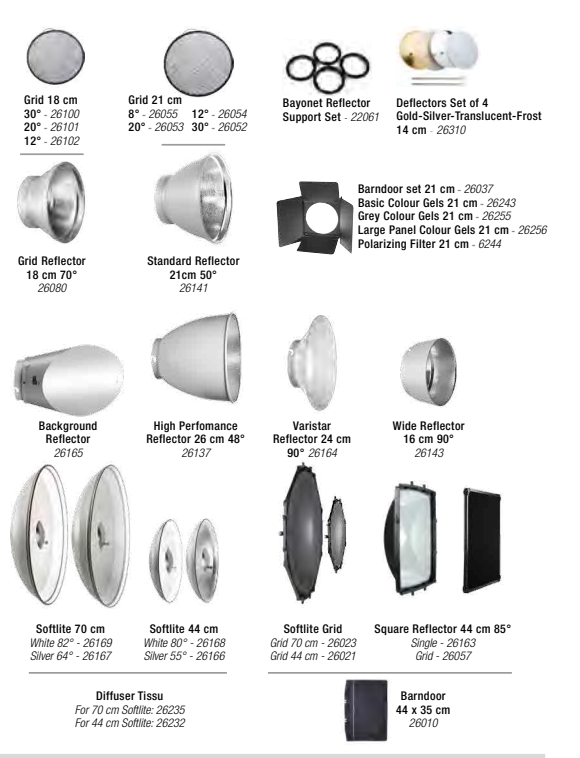
ZOOM Action
20193

ZOOM Pro
20191

ZOOM Pro
HD 20192

Ringflash 3000
20494

REFLECTORS



Grid 18 cm
30° - 26100
20° - 26101
12° - 26102

Grid 21 cm
8° - 26055 12° - 26054
20° - 26053 30° - 26052

Bayonet Reflector
Support Set - 22061

Deflectors Set of 4
Gold-Silver-Translucent-Frost
14 cm - 26310

Grid Reflector
18 cm 70°
26080

Standard Reflector
21cm 50°
26141

Barndoor set 21 cm - 26037
Basic Colour Gels 21 cm - 26243
Grey Colour Gels 21 cm - 26255
Large Panel Colour Gels 21 cm - 26256
Polarizing Filter 21 cm - 6244

Background Reflector
26165

High Performance Reflector 26 cm 48°
26137

Varistar Reflector 24 cm
90° 26164

Wide Reflector
16 cm 90°
26143

Softlite 70 cm
White 82° - 26169
Silver 64° - 26167

Softlite 44 cm
White 80° - 26168
Silver 55° - 26166

Softlite Grid
Grid 70 cm - 26023
Grid 44 cm - 26021

Square Reflector 44 cm 85°
Single - 26163
Grid - 26057

Diffuser Tissue
For 70 cm Softlite: 26235
For 44 cm Softlite: 26232

Barndoor
44 x 35 cm
26010

RANGER ACCESSORIES



Ranger RX Heads
S (Standard) head - 20100
A (Action) head - 20101

Ranger Snappy
19288

Ringflash
1500 20493

Ranger Battery
Lead-Gel 19280

Car Battery
Charger
11093

Adapter
cable
11095

QUADRA ACCESSORIES



Quadra Portalite
Octa 56 cm
26600

Quadra Portalite
Square 40 cm
26151

Diffusing,
filter holder &
protection cap
25100

Grid 18 cm
30° - 26100
20° - 26101
12° - 26102

Quadra Heads
Quadra Pro head – 20121
Quadra Action head – 20151
Quadra HS head – 20153

Protective cap
25101

RQ Extension Cables
1 m - 11005 5 m - 11003
2 m - 11006 10 m - 11004

Adapter cable RQ
Ranger S/A Heads
11036

Adapt. Cable RQ
EL Flasheads
11097

RQ Ringflash
ECO
20492

RQ Ringflash
PRO
20495

Quadra Reflector
Adapter MK-II
26342

RQ Battery
Lead-Gel - 19294
Lithium-Ion - 19295

RQ Battery Charger
Lead-Gel - 19284
Lithium-Ion - 19279

Car Battery Charger
Lead-Gel - 11093
Lithium-Ion - 11037

RQ Snappy
19286

RQ Flashhead Cable
1.5 m - 11000
2.5 m - 11001
3.5 m - 11002

SKYPORT



EL-Skyport Transmitter Plus
19368

EL-Skyport Receiver Plus
19369

EL-Skyport Transmitter Plus HS
for Canon® – 19366
for Nikon® – 19367
for Sony® – 19371

EL-Skyport Transceiver RX
19353

EL-Skyport Ranger
Transceiver Adapter
19374

EL-Skyport USB MK-II - 19363
for control via computer

EL-Skyport WiFi - 19356
for control via iOS devices

ROTALUX SOFTBOXES

Rotalux Square
70 x 70 cm – 26178
Hooded diffuser – 26322
RotaGrid – 26117

Rotalux Square
100 x 100 cm – 26179
Hooded diffuser – 26323

Rotalux Recta
60 x 80 cm – 26175
Hooded diffuser – 26318
RotaGrid – 26110

Rotalux Recta
90 x 110 cm – 26176
Hooded diffuser – 26319
RotaGrid – 26111

Rotalux Octa
100 cm – 26183
Hooded diffuser – 26326

Rotalux Octa
135 cm – 26184
Hooded diffuser – 26327

Rotalux Octa
175 cm – 26186
Hooded diffuser – 26320

Rotalux Strip
35 x 90 cm – 26180
Hooded diffuser – 26324

Rotalux Strip
50 x 130 cm – 26181
Hooded diffuser – 26325

Rotalux Deep Octa
70 cm – 26187
Hooded diffuser – 26770

Rotalux Deep Octa
100 cm – 26185
Hooded diffuser – 26328

Rotalux Speedrings:
Bowers – 26530
Profoto – 26531
Broncolor – 26532
Hensel EH – 26533
Allenbee – 26534
Cornel – 26535

ROTALUX INDIRECT
Rotalux Deep Indirect 150 cm
Standard – 26188
Hooded diffuser – 26771

UMBRELLAS

Pro Umbrella Silver 105 cm
26361

Pro Umbrella White 105 cm
26375

Pro Umbrella Translucent 105 cm
26374

Varistar Umbrella 105 cm
26384

Eco Umbrella Silver 85 cm
26350

Pro Umbrella White 85 cm
26372

Eco Umbrella Translucent 85 cm
26351

Varistar Umbrella 85 cm
26383

ALLIANCE PRODUCTS*

Phottix Cerberus Multi Mount
PH87300

Phottix Indra EL Adapter
PH01204

Sekonic LiteMaster Pro
L-478DR-EL series

LITEMOTIV SOFTBOXES

Litmotiv 190 cm
28005

Litmotiv 120 cm
28004

Litmotiv bracket
Elinchrom – 26537
Bowers – 26538
Profoto – 26539
Broncolor – 26540

LITEMOTIV INDIRECT SOFTBOXES

Litmotiv Strip
33 x 175 cm – 28003

Litmotiv Recta
72 x 175 cm – 28002

Litmotiv Square
145 x 145 cm – 28001

Litmotiv Octa
190 cm – 28000

PORTALITE SOFTBOXES

Portalite Square
40 cm – 26123
66 cm – 26129

Portalite Octa
56 cm – 26152

ACCESSORIES

EL - Powerpack Case
For Digital RX & Ranger RX
33215S

RQ Case Set For 1 generator,
2 batteries, 2 heads
and cables – 33200

ProTec Poly Bag
Nylon softbag for unit
transport – 33196

ProTec Bag Softlite 44
Nylon softbag for softlite 44
transport – 33231

ProTec Rolling Case
33188

ProTec Location Bag
33195

Velcro Cable Binder
11800

EL-Profoto Adapter
26333

SPECIAL LIGHT EFFECT

Snoot with Snoot grid 15°
26061

Snoot Grid set 3
26427

Mini Spot Lite with filter holder, lens & Gobos set
26420S

Set of 5 Gobos Ø 52 mm
26418

Zoom Spot 18°-36°
26481

Zoom Spot Accessory Set
26484

Fresnel Spot 30
26451

FS 30 Accessory Set
26452

TRIPODS

Boom Arm
63-156 cm
31049

Tripod
52-190 cm
31048

Tripod
85-235 cm
30101

Tripod Air
105-264 cm
31041

Polystand
31045

TO GO SET CHART

COMPACT SETS

D-Lite RX ONE

D-LITE RX ONE/ONE SOFTBOX TO GO — N° 20847.2

- 2x D-Lite RX ONE; incl. 100 W lamp, protective cap, sync cord and mains cable
- 1x Portalite Square 66 cm
- 1x Portalite Octa 56 cm
- 1x Translucent deflector
- 1x EL-Skyport transmitter Plus
- 1x Tripod set 2 (2x 88 – 235 cm with bag)
- 1x Tube case for D-Lite 2/4



BRX

BRX 250/250 UMBRELLA TO GO — N° 20748.2

- 2x BRX 250; incl. 100 W lamp, protective cap, sync cord and mains cable
- 2x Umbrella wide reflector 90° 16 cm
- 1x Eco silver umbrella 85 cm
- 1x Eco translucent umbrella 85 cm
- 1x EL-Skyport transmitter Plus
- 1x Translucent deflector
- 1x Tripod set 2 (2x 88 – 235 cm with bag)
- 1x Tube case for BRX 250/500



D-Lite RX 2/2

D-LITE RX 2/2 UMBRELLA TO GO — N° 20838.2

- 2x D-Lite RX 2; incl. 100 W lamp, protective cap, sync cord and mains cable
- 2x Umbrella wide reflector 90° 16 cm
- 1x Eco silver umbrella 85 cm
- 1x Eco translucent umbrella 85 cm
- 1x EL-Skyport transmitter Plus
- 1x Translucent deflector
- 1x Tripod set 2 (2x 88 – 235 cm with bag)
- 1x Tube case for D-Lite 2/4

BRX 500/500 SOFTBOX TO GO — N° 20749.2

- 2x BRX 500; incl. 100 W lamp, protective cap, sync cord and mains cable
- 1x Portalite Square 66 cm
- 1x Portalite Octa 56 cm
- 1x Translucent deflector
- 1x EL-Skyport transmitter Plus
- 1x Tripod set 2 (2x 88 – 235 cm with bag)
- 1x Tube case for BRX 250/500



D-Lite RX 4/4

D-LITE RX 4/4 SOFTBOX TO GO — N° 20839.2

- 2x D-Lite RX 4; incl. 100 W lamp, protective cap, sync cord and mains cable
- 1x Portalite Square 66 cm
- 1x Portalite Octa 56 cm
- 1x Translucent deflector
- 1x EL-Skyport transmitter Plus
- 1x Tripod set 2 (2x 88 – 235 cm with bag)
- 1x Tube case for D-Lite 2/4



BATTERY PACK SETS

ELB 400

ELB 400 PRO TO GO — N° 10419.1

ELB 400 DUAL PRO TO GO — N° 10420.1*

- 1x ELB 400 - Supplied with Li-Ion battery charger, sync cord and shoulder strap
- 1x Quadra Pro Head - Supplied with 2.5 m flash cable, Quadra Grid reflector 18 cm and protective cap
- 1x EL-Skyport transmitter Plus
- 1x Reflector 18 cm / 60°
- 1x EL-Carrying Case
- 1x ProTec Location bag

*The Dual Pro To Go 10420.1 incl. a second Pro Head with Quadra Reflector 70° 13.5 cm

*Image shows 10420.1



ELB 400 HI-SYNC TO GO — N° 10418.1*

- 1x ELB 400 - Supplied with Li-Ion battery charger, sync cord and shoulder strap
- 1x Quadra HS Head - Supplied with 2.5 m flash cable, Quadra Grid reflector 18 cm and protective cap
- 1x ProTec Location bag

*No transmitter included, choose now optimal transmitter



REFLECTOR SETS

Grid Reflector Set 18 Basic — N° 26060

- Reflector 18cm 65° — N° 26144
- 30° Grid — N° 26100



Grid Reflector Set 18 Complete — N° 26135

- Reflector 18 cm 65° — N° 26144
- 30° Grid — N° 26100
- 20° Grid — N° 26101
- 12° Grid — N° 26102
- Gel holder — N° 26132



Basic Grid Set 21 — N° 26049

- Reflector 21 cm 50° — N° 26141
- 20° Grid — N° 26053
- 30° Grid — N° 26052



Reflector Grid Set 21 Complete — N° 26051

- Reflector 21 cm 50° — N° 26141
- 8° Grid — N° 26055
- 12° Grid — N° 26054
- 20° Grid — N° 26053
- 30° Grid — N° 26052



Quadra Grid reflector set — N° 26133

- Quadra Grid Reflector 18 cm — N° 26056
- Quadra Grid 30° — N° 26058

Snoot and Grid — N° 26061



Square Reflector Set 44 — N° 26048

- Square Reflector 44 cm — N° 26163
- Square Reflector Grid 44 cm — N° 26057



Softlite White & Grid Set 44cm — N° 26900

- Softlite White Reflector 44cm 80° — N° 26168
- Softlite Grid 44 cm — N° 26021
- Pro Tec Bag Softlite 44 — N° 33231

Softlite Silver & Grid Set 44cm — N° 26901

- Softlite Silver Reflector 44cm 55° — N° 26166
- Softlite Grid 44 cm — N° 26021
- Pro Tec Bag Softlite 44 — N° 33231



ELC PRO HD

ELC PRO HD 500 TO GO — N° 20677.2

- 2x ELC Pro HD 500; incl. 300 W halogen lamp, protective cap, sync cord and mains cable
- 2x Glass dome transparent
- 1x EL-Skyport transmitter Plus
- 2x Wide reflector 16 cm 90°
- 1x ProTec bag Poly
- TriPods are not included



ELC PRO HD 1000 TO GO — N° 20679.2

- 2x ELC Pro HD 1000; incl. 300 W halogen lamp, protective cap, sync cord and mains cable
- 2x Glass dome transparent
- 1x EL-Skyport transmitter Plus
- 2x Wide reflector 16 cm 90°
- 1x ProTec bag Poly
- TriPods are not included



TRIPOD SETS

Tripod Set 52-190 cm — N° 31050

- 2x Tripods 52 - 190 cm — N° 31048
- 1x EL-Carrying bag — N° 33223



Tripod Set 2 — N° 30162

- 2x Tripod 88-235 cm — N° 30101
- 1x EL-Carrying bag — N° 33230



Tripod Set 3 — N° 30161

- 3x Tripod 88-235 cm — N° 30101
- 1x EL-Carrying bag — N° 33220



Tripod Air Set 105-264 cm — N° 31052 (Air cushioned)

- 2x Tripod 105-264 cm — N° 31041
- 1x EL-Carrying bag — N° 33222



ELB 400 ACTION TO GO — N° 10417.1*

- 1x ELB 400 - Supplied with Li-Ion battery charger, sync cord and shoulder strap
- 1x Quadra Action Head - Supplied with 2.5 m flash cable, Quadra Grid reflector 18 cm and protective cap
- 1x EL-Skyport transmitter Plus
- 1x ProTec Location bag



Ranger RX

RANGER RX BASIC SET

- A - Ranger RX Speed AS / A Head — N° 10276.1
- S - Ranger RX Speed AS / S Head — N° 10273.1

- 1x Ranger RX Speed AS, incl. shoulder strap, battery box sync cord, Multivoltage charger, EL-Skyport Remote Adapter
- 1x Ranger A or S - Head, 50 W modelling lamp, 3 m flash head cable



RANGER RX PRO SET

- A - Ranger RX Speed AS / A Head — N° 10287.1
- S - Ranger RX Speed AS / S Head — N° 10282.1

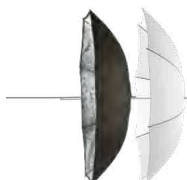
- 1x Ranger RX Speed AS, incl. shoulder strap, battery box sync cord, Multivoltage charger, EL-Skyport Remote Adapter
- 1x Varistar Umbrella Set 85 cm, includes Varistar Reflector 24 cm
- 1x Ranger A or S - Head, 50 W modelling lamp, 3 m flash head cable
- 1x Reflector 18 cm / 60°
- 1x EL-Carrying Case
- 1x Spare Battery Box



UMBRELLA SETS

ECO UMBRELLA SET — N°26062

- 1x Eco Translucent Umbrella 83 cm
- 1x Eco Silver Umbrella 85 cm



CONTINUOUS LITE SETS

SCANLITE HALOGEN SET — N° 20661

- 2x SCANLITE Halogen 300 / 650 W
- 2x Halogen Lamp 300 W / 230 V
- 2x Halogen Lamp 650 W / 230 V
- 2x Glass dome - transparent
- 2x Reflector 90° 16 cm
- 1x ProTec Bag Poly
- 2x Protective cap



SKYPORT SETS

EL-SKYPORT UNIVERSAL PLUS SET — N° 19370

- 1x EL-Skyport transmitter Plus
- 1x 2.5 mm sync cord to PC
- 1x EL-Skyport receiver Plus
- 1x 3.5 mm to 3.5 mm sync cord
- 1x 3.5 mm to 6.35 mm adapter
- 2x Wrist strap





elinchrom[®]

